

Every Newborn-Measurement Improvement for Newborn & Stillbirth Indicators EN-MINI-PRISM Tools for Routine Health Information Systems



February 2023 Version 2.0



ISO 9001:2015 certified



Every Newborn-Measurement Improvement for Newborn & Stillbirth Indicators EN-MINI-PRISM Tools for Routine Health Information Systems

Data for Impact
University of North Carolina at Chapel Hill
123 West Franklin Street, Suite 330
Chapel Hill, NC 27516 USA
Phone: 919-445-6949 | Fax: 919-445-9353
D4I@unc.edu
<http://www.data4impactproject.org>

This publication was produced with the support of the United States Agency for International Development (USAID) under the terms of the Data for Impact (D4I) associate award 7200AA18LA00008, which is implemented by the Carolina Population Center at the University of North Carolina at Chapel Hill, in partnership with Palladium International, LLC; ICF Macro, Inc.; John Snow, Inc.; and Tulane University. The views expressed in this publication do not necessarily reflect the views of USAID or the United States government.

February 2023 Version 2.0

Publication ID Number TL-23-102



Acknowledgments

The Every Newborn-Measurement Improvement for Newborn and Stillbirth Indicator (EN-MINI) tools for routine health information systems (RHIS) have been developed as part of the EN-BIRTH-2 study, funded by the United States Agency for International Development (USAID) through Data for Impact (D4I). USAID's Research for Decision Makers (RDM) Activity of the International Centre for Diarrheal Disease Research, Bangladesh (icddr,b) funded initial activities in Bangladesh. The EN-MINI-PRISM tools in this document are adapted from the Performance of Routine Information System Management (PRISM) Series, which was developed by MEASURE Evaluation.

The EN-BIRTH-2 study was conceptualized and implemented in partnership with D4I, icddr,b, Ifakara Health Institute (IHI) Tanzania, and the London School of Hygiene & Tropical Health (LSHTM), United Kingdom.

We acknowledge the collaborating teams at icddr,b and IHI for leading the pilot testing efforts and for their technical contributions to version 1. From icddr,b: Ahmed Ehsanur Rahman, Anisuddin Ahmed, Tazeen Tahsina, Shema Mhajabin, Shafiqul Ameen, Aniq Tasnim Hossain, Tamanna Majid, Md. Taqbir Us Samad Talha, Qazi Sadeq-ur Rahman, and Shams El Arifeen. From IHI: Donat Shamba, Josephine Shabani, Getrud Joseph, Caroline Shayo, Jacqueline Minja, Irabi Kassim, Imani Irema, Nahya Salim and Honorati Masanja. From LSHTM: Louise Tina Day, Harriet Ruysen, Kim Peven, and Joy Lawn for leading the adaptation and for their technical support. From D4I: Gaby Escudero, Emily Weaver, Barbara Knittel, Dave Boone, and Kavita Singh for their technical support.

We thank the EN-BIRTH-2 Expert Advisory Group for their expertise and technical inputs. From Bangladesh: Muhammad Shariful Islam, Jahurul Islam, Sabina Ashrafee, Husam Md. Shah Alam, Ashfia Saberin, Farhana Akhter, Kanta Jamil, Fida Mehram. From Tanzania: Ahmed Makuwani, Georgina Msemo, Felix Bundala, Claud Kumalija, Defa Wane, Miriam Kombe, Mary Azayo and Albert Ikonje. Global: Tariq Azim, Ties Boerma, Tedbabe Degeffie Hailegebriel, Kathleen Hill, Debra Jackson, Lily Kak, Marzia Lazzerini, Neena Khadka Allisyn Moran, Alison Patricia Morgan, Sri Perera, Barbara Rawlins, Jennifer Requejo, Lara Vaz, Jean Pierre Monet, Moise Muzigaba, Johan Ivar Sæbø, Katherine Semrau, and William Weiss.

We thank the Improving Quality and Use of Newborn Indicators (IMPULSE) study team for their technical inputs to version 2.0: From LSHTM: Louise Tina Day, Marzia Lazzerini, Kim Peven. From WHO collaborating centre Burlo Italy: Iliaria Mariani, Sara Geremia, Paolo Dalena. From Doctors with Africa CUAMM: Francesca Tognon, Giovanni Putoto (Italy), Ousman Mouhamadou (Central Africa Republic), Mary Ayele, Firehiwot Abathun, Ademe Tsegaye (Ethiopia), Martina Borellini (Tanzania), Peter Lochoro, (Uganda), From IHI: Jacqueline Minja, Donat Shamba. From Makerere University School of Public Health, Uganda: Muhumuza Kananura Rornald, Peter Waiswa.

Most importantly, we recognize the health workers, managers, leaders, data managers, policy makers, and all those who participated in the pilot testing. We are grateful to them for sharing their time and perspectives.

Finally, we thank D4I's Knowledge Management team for editorial, design, and production services.

For any questions about the tools or implementing any part of the assessment, please contact: enapmetrics3@lshtm.ac.uk.

Contents

Acknowledgments.....	3
Contents.....	4
Abbreviations.....	6
Overview of the PRISM Series	7
What the 2018 PRISM Series Offers	8
Uses of the PRISM Tools.....	9
Information on the EN-MINI-PRISM adaptation	9
Data Requirements, Collection, and Management	11
Training.....	11
RHIS Overview EN-MINI-PRISM Tool 1	12
Introduction.....	13
Purpose	14
Summary of Information Collected Using the RHIS Overview Tool	14
Data Collection Methods.....	14
RHIS Performance Diagnosis EN-MINI-PRISM Tool 2.....	29
Introduction.....	30
RHIS Performance Diagnostic EN-MINI-PRISM Tool 2A: District/ Regional/Central Office Level...	31
Purpose	31
Summary of Information Collected Using the RHIS Performance Diagnostic Tool at the District Level.....	31
Data Collection Methods.....	32
Part 2. Use of Information: District Assessment Form.....	46
RHIS Performance Diagnostic EN-MINI-PRISM Tool 2B: Health Facility Level.....	54
Purpose	54
Summary of Information Collected Using the RHIS Performance Diagnostic Tool at the Health Facility Level.....	54
Data Collection Methods.....	55
Part 1. Data Quality: Health Facility Assessment Form	58
Part 2. Use of Information: Health Facility Assessment Form	88
Electronic RHIS Assessment EN-MINI-PRISM Tool 3	96
Introduction.....	97

Purpose	98
Summary of Information Collected Using the Electronic RHIS Functionality/Usability Assessment Tool.....	98
Data Collection Methods.....	98
Electronic RHIS Assessment EN-MINI-PRISM Tool 3: Data Collection	99
Part 1. Functionality.....	99
Management Assessment EN-MINI-PRISM Tool 4	117
Introduction.....	118
Purpose	119
Summary of Information Collected Using the MAT	119
Data Collection Methods.....	119
Management Assessment EN-MINI-PRISM Tool 4: Data Collection	120
Facility/Office Assessment EN-MINI-PRISM Tool 5	127
Introduction.....	128
Organizational/Behavioral Assessment EN-MINI-PRISM Tool 6	144
Introduction.....	145
Summary of Information Collected Using the OBAT.....	147
Data Collection Methods.....	147
Organizational and Behavioral Assessment EN-MINI-PRISM Tool 6: Data Collection.....	149
Part 1. For Staff and Management at All Levels: Health Facility/District/Regional/Central Offices	151
Part 2. For Data and Management Staff at District/Regional/Central Office Levels.....	164
Part 3. For Management In Charge of Health Facility or Ward/Health workers	168
Part 4. For Data Management Staff in the Health Facility.....	172
Part 5. Group Activity for all Health Facility Respondents	175

Abbreviations

DHIS 2	District Health Information Software version 2
DQA	data quality assessment
DQR	Data Quality Review [Tool]
EMR	electronic medical record
EN-BIRTH 2	Every Newborn Birth Indicators Research Tracking in Hospitals 2 study
eRHIS	electronic routine health information system
GIS	geographic information system
HMIS	health management information system
ICD	international classification of diseases
IDSR	integrated disease surveillance and response (notifiable diseases)
LQAS	lot quality assurance sampling
MAT	Management Assessment Tool
MCH	maternal and child health
MFL	master facility list
MOH	Ministry of Health
M&E	monitoring and evaluation
OBAT	Organizational and Behavioral Assessment Tool
PRISM	Performance of Routine Information System Management
RDQA	routine data quality assessment
RHIS	routine health information system
SBA	skilled birth attendance
SDP	service delivery point
SOP	standard operating procedure
USAID	United States Agency for International Development

Overview of the PRISM Series

Using data to make evidence-informed decisions is still weak in most low- and middle-income countries. Especially neglected are data produced by routine health information systems (RHIS). RHIS comprise data collected at public, private, and community-level health facilities and institutions. These data, gleaned from individual health records, records of services delivered, and records of health resources, give a granular, site-level picture of health status, health services, and health resources. Most are gathered by healthcare providers as they go about their work, by supervisors, and through routine health facility surveys.

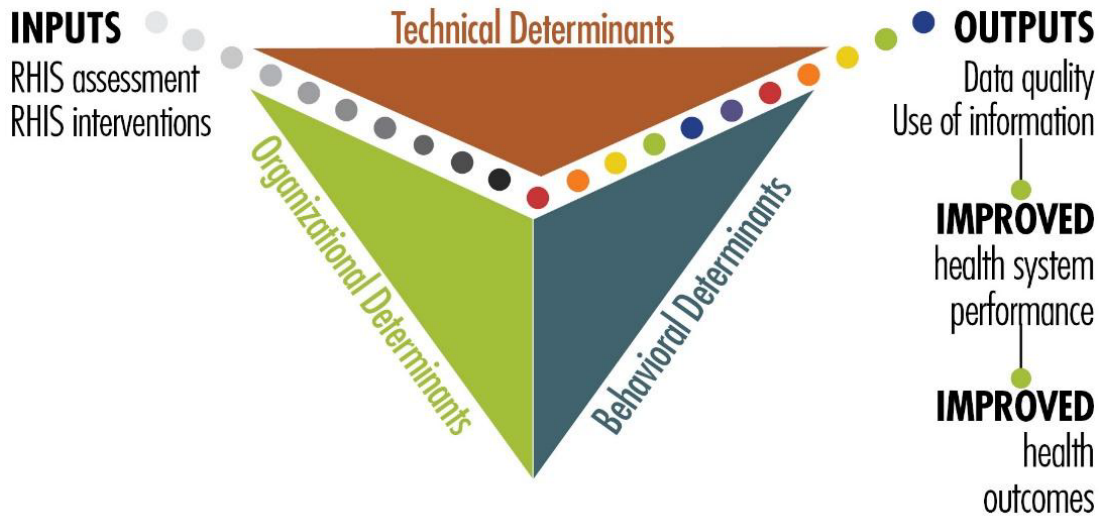
When routine data are lacking or are not used, the results can be lower-quality services, weak infection prevention and control responses, lack of skilled health workers available where they are needed, and weak supply chains for drugs and equipment. These factors contribute to poor health outcomes for people.

MEASURE Evaluation, funded by the United States Agency for International Development (USAID), provided technical and financial assistance to strengthen RHIS for more than 15 years. The project contributed to best practices at the global level and to strengthening RHIS data collection, data quality, analysis, and use at the country level. One of the project's mandates was to strengthen the collection, analysis, and use of these data to deliver high-quality health services.

MEASURE Evaluation developed the Performance of Routine Information System Management (PRISM) Framework and suite of tools in 2011 for global use in assessing the reliability and timeliness of an RHIS, in making evidence-based decisions, and in identifying gaps in an RHIS so they can be addressed and the system can be improved. The framework acknowledges the broader context in which RHIS operate. It also emphasizes the strengthening of RHIS performance through a system-based approach that sustains improvements in data quality and use. PRISM broadens the analysis of RHIS performance to cover three categories of determinants that affect performance:

- **Behavioral determinants:** The knowledge, skills, attitudes, values, and motivation of the people who collect, analyze, and use health data
- **Technical determinants:** The RHIS design, data collection forms, processes, systems, and methods
- **Organizational determinants:** Information culture, structure, resources, roles, and responsibilities of key contributors at each level of the health system

Figure 1. PRISM Framework



What the 2018 PRISM Series Offers

With USAID’s support in 2018, MEASURE Evaluation revised the PRISM Tools and developed other elements, based on the PRISM Framework, to create a broad array of materials: the “PRISM Series.” It’s available on the MEASURE Evaluation [website](#) and has the following components:

- PRISM Toolkit
 - PRISM Tools
 - PRISM Tools to Strengthen Community Health Information Systems
 - PRISM Analysis Tool for Data from a PRISM Assessment
- PRISM User’s Kit (consisting of four guidance documents)
 - Preparing and Conducting a PRISM Assessment
 - Using SurveyCTO to Collect and Enter PRISM Assessment Data
 - Analyzing Data from a PRISM Assessment
 - Moving from Assessment to Action
- PRISM Training Kit
 - Participant’s Manual
 - Facilitator’s Manual
 - 9 PowerPoint training modules

This new, more comprehensive PRISM Series is useful for designing, strengthening, and evaluating RHIS performance and developing a plan to put the results of a PRISM assessment into action.

Uses of the PRISM Tools

These PRISM tools can be used together to gain an in-depth understanding of overall RHIS performance, to establish a baseline, and to rigorously evaluate the progress and effectiveness of RHIS strengthening interventions, contributing to the national RHIS strategic planning process. Each PRISM tool can also be used separately for in-depth analysis of specific RHIS performance areas and issues.

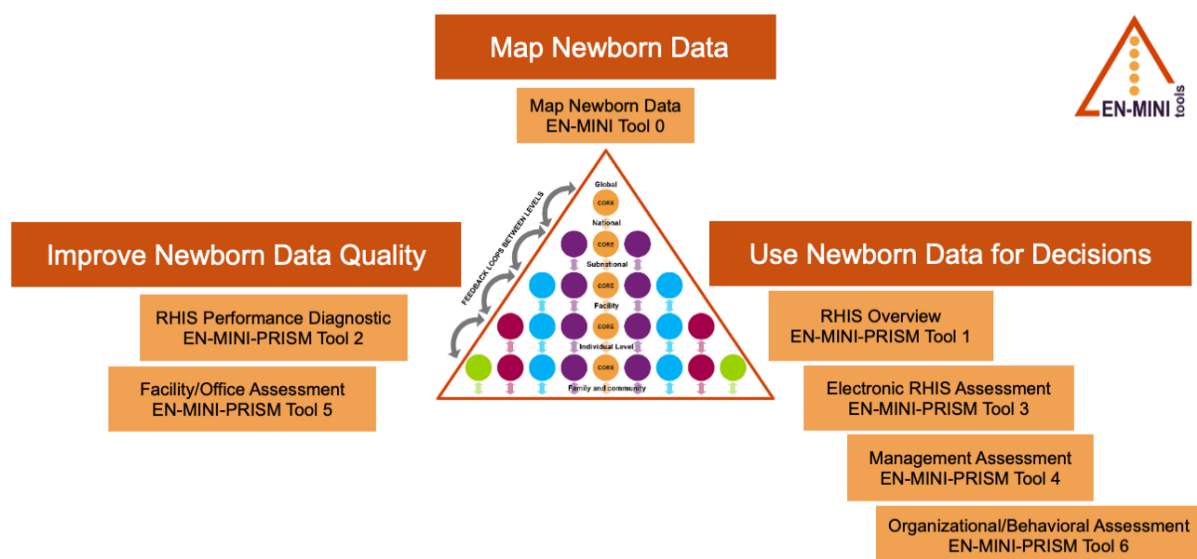
Information on the EN-MINI-PRISM adaptation

Rationale and Aim

The Every Newborn-Measurement Improvement for Newborn & Stillbirth Indicators (EN-MINI-PRISM) tools are an adaptation of the 2018 PRISM series. Using these validated PRISM tools for newborns extends their potential beyond their original focus to strengthen RHIS measurement using indicators for HIV, malaria, immunization, and antenatal care.

The aim of implementing the EN-MINI tools is to enable countries to strengthen newborn and stillbirth indicator measurement in RHIS. The relationship of EN-MINI-PRISM tools to the whole set of EN-MINI tools is shown in Figure 2.

Figure 2. EN-MINI tools



Adapted from: Day LT, Moran AC, Jackson D, et al. (2019). *Survive and Thrive: Transforming care for every small and sick newborn*. Chapter 5, Figure 5.1. Geneva, Switzerland.

Process

The EN-MINI tools adaptation of PRISM tools was designed by the EN-BIRTH phase 2 study team in consultation with an expert advisory group of key stakeholders in maternal and newborn health programming and measurement including the World Health Organization (WHO), UNICEF, and Every Newborn Action Plan collaborators. Development of the EN-MINI tools was supported by USAID through D4I.

Fidelity to the original PRISM tools has been maintained as closely as possible. Indicator specific questions were adapted by the EN-BIRTH study team using a consultative process for core newborn indicators as prioritized by Every Newborn.¹

EN-MINI-PRISM Tools 1, 3, 4, 5 and 6, include a broad range of these prioritized newborn indicators (impact, coverage and output). EN-MINI-Tool 2 uses a smaller set of prioritized indicators identified through multi-country team discussion and feedback. Detailed instructions for data collectors (standard operating procedures) were added. EN-MINI-PRISM adaptations are shaded in beige in this paper version and listed in a summary table ([Appendix 1](#)).

The EN-MINI-PRISM tools offer the following data collection instruments:

RHIS Overview EN-MINI-PRISM Tool 1

This tool examines technical determinants, including the structure and design of existing information systems for newborns, information flows, and interaction of different information systems. It looks at the extent of RHIS fragmentation and redundancy and helps to initiate discussion of data integration and use.

RHIS Performance Diagnostic EN-MINI-PRISM Tool 2

This tool determines the overall level of RHIS performance: the level of data quality and use of information. This tool also captures technical and organizational determinants, such as indicator definitions and reporting guidelines, the level of complexity of data collection tools and reporting forms, and the existence of data-quality assurance mechanisms, RHIS data use mechanisms, and supervision and feedback mechanisms.

Electronic RHIS Functionality and Usability Assessment EN-MINI-PRISM Tool 3

This tool examines the functionality and user-friendliness of the technology employed for generating, processing, analyzing, and using routine health data.

Management Assessment EN-MINI-PRISM Tool 4

The Management Assessment Tool (MAT) takes rapid stock of RHIS management practices and supports the development of action plans for better management.

Facility/Office Checklist EN-MINI-PRISM Tool 5

This checklist assesses the availability and status of resources needed for RHIS implementation at supervisory levels.

Organizational and Behavioral Assessment Tool EN-MINI-PRISM Tool 6

The Organizational and Behavioral Assessment Tool (OBAT) questionnaire identifies behavioral and organizational determinants, such as motivation, RHIS self-efficacy, task competence, problem-solving skills, and the organizational environment promoting a culture of information.

¹ <https://www.who.int/initiatives/every-newborn-action-plan>

Data Requirements, Collection, and Management

Direct Digital Data Entry on SurveyCTO

In line with original PRISM tools, the EN-MINI-PRISM tools have been designed for direct digital data entry on [SurveyCTO](#)² based on Open Data Kit (ODK) which is General Data Protection Regulation (GDPR) compliant using transport encryption, device-side and server-side data redundancy, and the option for restricting unencrypted data.

Original PRISM documents that currently exist to support training for data entry include Using SurveyCTO to Collect and Enter PRISM Assessment Data.

Data collection procedure, security, and storage

EN-MINI-PRISM specific [SurveyCTO forms](#) can be downloaded from [the EN-MINI tools webpage](#).

Data are collected on password-protected tablets or mobile devices onto a password-protected the SurveyCTO data collection app. Separate log-in details and passwords can be used for data collectors and research managers allowing differential access to portions of the app.

EN-MINI-PRISM data can be collected via SurveyCTO online or offline then transferred securely to a project specific SurveyCTO server. When data are transmitted via the internet, they are encrypted using Secure Sockets Layer (SSL).

Data elements that are personally identifiable can have an extra level of data encryption (see [the SurveyCTO website](#)). Data stored and managed on the project specific SurveyCTO server can be monitored and analyzed for data quality as needed to inform data collection processes. When data collection is completed, all data are downloaded and removed from the SurveyCTO server and should be stored securely locally.

Analysis

EN-MINI tools use the standard, recommended PRISM analysis method which has been automated using a macro-enabled excel – the EN-MINI-PRISM Analysis tool available on [the EN-MINI tools webpage](#).

Training

Standard PRISM training tools are being adapted for the EN-MINI-PRISM revisions and will be available on the EN-MINI website.

The EN-MINI-PRISM tools were pilot tested in Tanzania and Bangladesh.

² <https://www.surveycto.com/>

Every Newborn-Measurement Improvement for Newborn & Stillbirth Indicators EN-MINI-PRISM Tools for Routine Health Information Systems

RHIS Overview EN-MINI-PRISM Tool 1



February 2023 Version 2.0

RHIS Overview EN-MINI-PRISM Tool 1

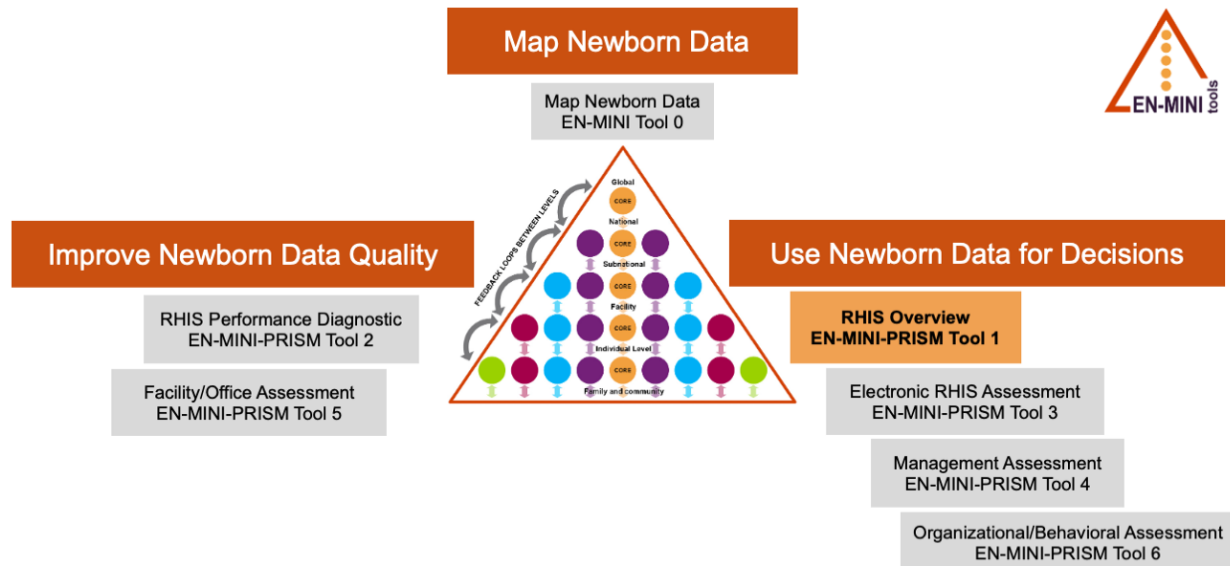
Introduction

EN-MINI-PRISM Tool 1 examines technical determinants, including the structure and design of existing information systems in the health sector, information flows, and interaction of different information systems. It looks at the extent of RHIS fragmentation and redundancy and helps to initiate discussion of data integration and use.

The relationship of EN-MINI-PRISM Tool 1 to the full set of EN-MINI tools is shown in Figure 3.

An individual tool version of EN-MINI-PRISM Tool 1 is available as a separate document available [here](#).

Figure 3. EN-MINI Tools



Adapted from: Day LT, Moran AC, Jackson D, et al. (2019). *Survive and Thrive: Transforming care for every small and sick newborn*. Chapter 5, Figure 5.1. Geneva, Switzerland.

Data Requirements, Collection, and Management and Analysis

Data Entry Platform

The EN-MINI-PRISM tools have been set up for direct digital data collection using SurveyCTO and standardized automated analysis. Please see [the EN-MINI website](https://www.data4impactproject.org/en-mini-tools/) (<https://www.data4impactproject.org/en-mini-tools/>) for further details.

Purpose

1. List the information systems that exist in the country and the type of data they collect.
2. List the recording and reporting tools used at health facility, district/regional/provincial, and central levels.
3. Establish the links among the recording tools maintained at the health facility/community level, and the reports generated by the health facility/community health workers (CHWs).
4. Establish the flow of information from health facility/community to each administrative level of the health system.
5. Identify the potential overlaps among these information systems.

Summary of Information Collected Using the RHIS Overview Tool

The RHIS Overview Tool covers:

- **Data collection.** It lists the data recording tools (patient registers, forms, and electronic medical records [EMRs], etc.) used at the health facility, who introduced them, and the type of information captured.
- **Information systems mapping.** It lists the information systems and data transmission tools that exist at each level of the health system, who introduced them, and the type of data reported. Thus, it identifies redundancies, workload, and levels of fragmentation and integration.
- **Information flow.** It illustrates how and when information flows among different levels of the health system, their overlap, and the burden of information and work.

Data Collection Methods

- The overall picture of the RHIS at the central/national level is assessed via a linked desk-review data element mapping tool.
- Review of RHIS standard operating procedures (SOPs) are captured via linked mapping tool and completed via group discussion with the RHIS unit and health program staff at the national level.
- The above information collected at the national/regional level should be verified by using PRISM Tool 1 tool during health facility and district health office visits.
- All sections of **EN-MINI-PRISM** Tool 1 are to be used at the facility level.
- **EN-MINI-PRISM** Tool 1, Section 4 can also be used at the district health office level to verify data.

RHIS Overview EN-MINI-PRISM Tool 1: Data Collection

Survey facilitator		
RHIS_101	Survey date	
RHIS_102	Facilitator name	
RHIS_103	Facilitator code Enter your 2-character identifier.	<input type="text"/> <input type="text"/>
RHIS_104	Type of facility/office (Country-specific: adapt to the local country context and health system structure)	1. National referral hospital 2. District/provincial hospital 3. Health center 4. Health clinic 5. Health post 6. District health office 7. Regional/provincial health office 8. Central ministry of health (MOH)
Unit identification [Valid for facility types 6–8]		
RHIS_104.1h	Country <i>Enter the 2-digit alphanumeric code that identifies this level.</i>	<input type="text"/> <input type="text"/>
RHIS_105h	Central/region/state/province <i>Enter the alphanumeric code that identifies this level.</i>	<input type="text"/> <input type="text"/>
RHIS_106h	District <i>Enter the alphanumeric code that identifies this district.</i> <i>[Valid when the type of facility/office is 6]</i>	<input type="text"/> <input type="text"/>
RHIS_108h	Unit name	
RHIS_109h	Location of the unit <i>Write the name of the town/city/village</i>	
RHIS_110h	Office(s) visited Note: It could be one or more offices from which information is collected. Please list them here.	<hr/> <hr/> <hr/>
Facility identification [Valid for facility/office types 1–5]		
RHIS_104.1f	Country <i>Enter the 2-digit alphanumeric code that identifies</i>	<input type="text"/> <input type="text"/>
RHIS_105f	Region/state/province <i>Enter the 2-digit alphanumeric code that identifies this level.</i>	<input type="text"/> <input type="text"/>

RHIS_106f	District <i>Enter the 2-digit alphanumeric code that identifies this district.</i>	<input type="text"/> <input type="text"/>
RHIS_107f	Health facility number <i>Enter a 10-digit unit number. Include leading zeros.</i>	<input type="text"/> <input type="text"/> <input type="text"/> <input type="text"/> <input type="text"/> <input type="text"/> <input type="text"/> <input type="text"/> <input type="text"/> <input type="text"/>
RHIS_108f	Health facility name	
RHIS_109f	Location of the unit <i>Write the name of the town/city/village</i>	
RHIS_111f	Urban/rural	1. Urban 2. Rural
RHIS_112f	Managing authority	1. Government/public 2. Nongovernmental organization (NGO)/not-for-profit 3. Private-for-profit 4. Mission/faith-based/community-based organization (CBO) 96. Other (specify) _____

Informed consent

Read the following text to the manager, the person in charge of the facility, or the most senior health worker responsible for inpatient/ward services who is present at the facility:

Good day! My name is _____. We are here on behalf of [IMPLEMENTING AGENCY] conducting a survey of health facilities to help the government know more about the performance of the routine health information system for newborn and stillbirth data in [COUNTRY].

Your health facility was selected to participate in this study. We will be asking you questions about various health services and routine reporting. This information may be used by [MOH AND/OR IMPLEMENTING AGENCY], organizations supporting health services, and researchers to plan service improvements or to conduct more studies of health services.

Neither your name nor the names of any other respondent participating in this study will be included in the data set or in any report. However, there is a small chance that any of these respondents may be identified later. Nevertheless, we are asking your help to ensure that the information we collect is accurate.

You may refuse to answer any question or choose to stop the interview at any time. However, we hope you will answer all the questions which will benefit the clients you serve and the nation.

If there are questions that would be more accurately answered by someone better informed of any specifics we ask about, we would appreciate if you would introduce us to that person to help us collect any missing or incomplete information.

At this point, do you have any questions about the study? Do I have your agreement to proceed?

_____ / _____ / _____

INTERVIEWER'S SIGNATURE INDICATING CONSENT OBTAINED		DAY	MONTH	YEAR
RHIS_112.1	Signed the consent form?	1. Yes	2. No → End survey	
RHIS_112.2	May I begin the interview?	1. Yes	2. No → End survey	
RHIS_113	Survey start time (Use the 24-hour clock system, e.g., 14:30)	<input type="text"/> : <input type="text"/>		

Section 1. Paper-based data recording tools

Paper-based data recording tools at facility level (verified at district/regional/central office)

[paper tools] Added Explanation for EN-MINI-PRISM Tools Adaptation:

This section should be used to verify the information collected during the data element/indicator mapping process, and to capture what is currently happening in practice.

The section: "S1_01 Name of the registers/form" should be pre-populated with the list of registers and forms identified from the Map Newborn Data EN-MINI Tool 0 for newborn data elements/indicators mapping exercise.

To complete the following section, ask for copies of the paper-based data recording tools or check if the procedures manual lists all data recording tools that are used.

Collect data from every health facility ward location that is relevant for:

- 6 Child/Newborn health services – in all inpatient ward settings (postnatal/Kangaroo mother care (KMC)/neonatal inpatient/ special care newborn ward or unit (SCNU)/ neonatal intensive care unit (NICU)
- 5 Maternal health services – focus on the time of birth (delivery ward and operation theater)

Mark the corresponding row as per the instructions above.

Add in any additional paper-based registers/forms/tally sheets both informal (handwritten) and formal (printed) that are found, including any intervention specific registers/forms/tally sheets (for example, helping babies breathe, Kangaroo mother care (KMC) etc.)

This RHIS overview tool can be completed at each facility location where newborn and maternal data are collected, for example:

- The initial point of data collection (e.g., ward or clinical area).
- The point individual data are aggregated and entered into the HMIS (this could be at the ward or in a different location at the facility depending where the person responsible is based).
- The interface between paper and electronic records (if relevant).
- At any other point in the system where routine data are processed / transferred in a way you assess as relevant (setting specific).

At the district/regional/central office, collect a list of paper-based data recording tools to verify what health facilities are expected to use.

[SurveyCTO] S1_00. Added Explanation for EN-MINI-PRISM Tools Adaptation:

**Each paper-based tool will require its own group. Select "Add group" for each tool. To bypass this section or after the last tool has been entered, select "Do not add."

First, specify a data-recording tool (e.g., patient register, form, etc. ...)
 Then, select the type of service or disease information that it collects.
 Also, indicate which organization introduced the recording form.

If there are additional paper recording tools, add another group until all the tools have been entered.

Collect data from every health facility ward location that is relevant for:
 Child/Newborn health services – in all inpatient ward settings (postnatal/Kangaroo mother care (KMC)/neonatal inpatient/special care newborn ward or unit (SCNU)/neonatal intensive care unit (NICU)
 And Maternal health services – focus on the time of birth (delivery ward and operation theater)

At the district/regional/central office, collect a list of paper-based data recording tools to verify what health facilities are expected to use.

S1_02. Purpose (type of information recorded)		S1_01. Name of the register/form												
S1_02.1	<p>Please capture an image copy of all registers and documents listed in S1_01. You may photograph, photocopy, or scan as relevant. Please ensure that all data elements are clearly shown in the copy; you may take more than one image if necessary. Please also take a copy of any register filling instructions or protocols. If relevant, you can take a printout or photocopy of associated documents.</p> <p>Please ensure you store all data in line with the data management protocol.</p>	<p>Please add the number of registers and documents that have been copied</p> <hr/>												
5.1 Maternal and newborn health services - Labor and delivery														
5.2 Maternal and newborn health services - Operation theater														
5.3 Maternal health services - Postnatal ward														
6.1 Child/Newborn health services - Postnatal ward														
6.2. Child/Newborn health services - Kangaroo mother care (KMC) ward/corner														

6.3. Child/Newborn health services - Neonatal inpatient care ward														
6.4 Child/Newborn health services - Special care newborn ward or unit (SCNU)														
6.5 Child/Newborn health services – Neonatal Intensive care unit (NICU)														
S1_02_96o . Other (specify) _____														

Section 1. Paper-based data recording tools (continued)

Paper-based data recording tools at facility level (verified at district/regional/central office)

[paper tools] Added Explanation for EN-MINI-PRISM assessment:
 This section should be used to verify the information collected during the data element/indicator mapping process using EN-MINI Tool 0, and to capture what is currently happening in practice.
 The section: “S1_03 Primary organization that introduced the register/form” should be pre-populated with the list of registers and forms identified from the data element/indicator mapping exercise that contain the selected indicators. Also add any additional registers and forms identified in “S1_01 Name of the registers/form”

S1_03. Primary organization that introduced the register/form	S1_01. Name of the register/form												
1. MOH (standardized national health information system [HIS] tool)													
2. MOH (program-specific name) _____													
3. United Nations (UN) agency (name) _____													
4. Regional/state government													

5. Other partner/donor (name) _____														
6. Locally customized/developed (including facility based)														
96. Other (specify) _____														

Section 2. Electronic data recording tools at facility level (verified at district/regional/central office)

[paper tools]: Added Explanation for EN-MINI-PRISM assessment:
 This section should be used to verify the information collected process for electronic Routine Health Information Systems (RHIS) (e.g., DHIS2), during the data element/indicator mapping and to capture what is currently happening in practice. The section: "S2_01. Name of the electronic system" should be pre-populated with any electronic data recording tools/forms that were mapped during the data element/indicator mapping (e.g., DHIS2).
 Add in any additional electronic systems identified for newborn (and maternal) health services.
 Collect data from every health facility ward location that is relevant for:
 6 Child/Newborn health services: in all inpatient ward settings (postnatal/Kangaroo mother care (KMC)/neonatal inpatient/special care newborn ward or unit (SCNU)/neonatal intensive care unit (NICU)
 5 Maternal health services: focus on the time of birth (delivery ward and operation theater)
 Mark the corresponding row as per PRISM instructions.

 At the district/regional/central office, collect a list of paper-based data recording tools to verify what health facilities are expected to use

[SurveyCTO] Added Explanation for EN-MINI-PRISM assessment:
 Please collect data from every health facility ward location that is relevant for:
 Child/Newborn health services – in all inpatient ward settings (postnatal/Kangaroo mother care (KMC)/neonatal inpatient/special care newborn ward or unit (SCNU)/neonatal intensive care unit (NICU)
 And Maternal health services – focus on the time of birth (delivery ward and operation theater)
 To complete the following section, please ask for copies of the electronic data recording tools.
 **Each electronic tool will require its own group. Select "Add group" for each tool. To bypass this section or after the last tool has been entered, select "Do not add."
 First, specify a data recording tool (e.g., electronic medical record, etc.).
 Then, select the type of service or disease information that it collects.
 Also, indicate which organization introduced the electronic tool.
 If there are additional electronic recording tools, add another group until all the tools have been entered.

S2_00	Does this facility/ office have any electronic HMIS/Routine Health Information Systems (RHIS)?	1. Yes, observed 2. No →Go to S3_01											
Information and communication technology (ICT) applications/software used for data recording (e.g., Excel, Access, Electronic Medical Record (EMR), District Health Information Software version 2 (DHIS 2), geographic information system (GIS), other software) S2_02. Purpose (type of information recorded)	S2_01. Name of the electronic system												
5.1 Maternal and newborn health services – Labor and delivery													
5.2 Maternal and newborn health services – Operation theater													
5.3 Maternal health services – Postnatal ward													
6.1 Child/Newborn health services – Postnatal ward													
6.2. Child/Newborn health services – Kangaroo mother care (KMC) ward/corner													
6.3. Child/Newborn health services – Neonatal inpatient care ward													
6.4 Child/Newborn health services – Special care newborn ward or unit (SCNU)													
6.5 Child/Newborn health services – Neonatal Intensive Care Unit (NICU)													
96. Other (specify) _____													
S2_02.1	Please capture an image copy of all electronic data recording tools and documents listed in S2_01. You may photograph, screenshot, or print as relevant. Please ensure that all data elements are clearly shown in the copy; you may take more than one image if necessary. Please also copy any electronic data recording tool filling instructions or protocols. If relevant, you can take a printout or photocopy of associated documents. Please ensure you store all data in line with the data management protocol.						Please add the number of electronic data recording tools and documents that have been copied _____						

Section 2. Electronic data recording tools at facility level (verified at district/ regional/ central office) (continued)													
S2_03. Primary organization that introduced the register/form	S2_01. Name of the electronic system												
1. MOH (standardized national HIS tool)													
2. MOH (program-specific name) _____													
3. UN agency (name) _____													
4. Regional/state government													
5. Other partner/donor (name) _____													
6. Locally customized/developed (including facility based)													
96. Other (specify) _____													
<p>[paper tools] To complete the mapping sheet: List all the reporting forms in S3_01. Specify if the reports are paper-based, electronic, or both by marking P, E, or B in each column for S3_02. For electronic forms, mention what type in the appropriate columns for S3_03. Verify if a given reporting form includes the listed type of service or disease information and mark an "x" in the corresponding column for S3_04. Indicate which organization introduced the reporting form and mark an "x" in the corresponding column for S3_05.</p>													
<p>[paper tools] Added Explanation for EN-MINI-PRISM Tools Adaptation: Data collectors should list all the facility reporting forms sent and received in S3_01.</p>													
<p>[SurveyCTO] Added Explanation for EN-MINI-PRISM Tools Adaptation: To complete the mapping sheet, create a new group for each reporting form. Select "Add group" for each report. Select "Do not add" to bypass this section or after the last report has been entered, select "Do not add." Specify the reporting form's name, type, and the electronic system if applicable. Then select the newborn or stillbirth data/indicators contained in the report form and which organization introduced the report. Add another group until all the reporting forms have been entered.</p>													

Section 3. Information mapping sheet facility level verified at district/regional/central office)													
S3_01. Name of the report generated by community/ health facility/district													
S3_02. Paper-based, electronic, or both? (Mark P, E, or B)													
S3_03. If electronic, type of electronic system (Excel, Access, DHIS 2, GIS, other software)													
S3_04. Type of data reported													
5.1 Maternal health services – Labor and delivery													
5.2 Maternal health services – Operation theater													
5.3 Maternal health services – Postnatal ward													
6.1 Child health services – Postnatal ward													
6.2. Child health services – Kangaroo mother care (KMC) ward/corner													
6.3. Child health services – Neonatal inpatient care ward													
6.4 Child health services – Special care newborn ward (SCNU)													
6.5 Child health services – Neonatal Intensive care unit (NICU)													
96. Other (specify) _____													

S3_05. Primary organization that introduced the report													
1. MOH (standardized national HIS tool)													
2. MOH (program-specific name) _____													
3. UN agency (name) _____													
4. Regional/state government													
5. Other partner/donor (name) _____													
6. Locally customized/developed (including facility based)													
96. Other (specify) _____													

[paper tools] To complete the information flow sheet:

Use section 3 to list all the reports generated at the different levels of the health system in S3_01 in the first column of the table below.

Specify if the reports are paper-based, electronic, or both in S3_02 in the second column.

For electronic reports, mention what type in S3_03.

In S4_04, list the levels of the health system (from bottom to top) where data/report are transmitted and received.

Mark an "x" in the corresponding column/row under S4_04 for each report listed in S3_01.

Capture if there is interdepartmental data transmission in the same organizational level by using arrows to indicate the data flow.

[paper tools] Added Explanation for EN-MINI-PRISM Tools Adaptation:

Data collectors should focus on any facility reports sent or received and include the newborn/stillbirth or maternal indicators already mapped.

Once this has been completed at the facility level, the receiving district/regional/central office can verify the results as listed in S4_04.

[SurveyCTO] Added Explanation for EN-MINI-PRISM Tools Adaptation:

List the places where this report for newborn and stillbirth data are transmitted and received.

This includes both internal and external reports/data transmission.

Internal reports/data transmission is within the same organizational level (e.g., within facility level between different places e.g., ward/unit to data office).

External reports/data transmission is between different levels/places of the health system organization (e.g., between facility level and district/regional/central office, etc.).

Each report and each health system level/place will be a group.

Select "Add group" for each report and within this for each level (e.g., internal: ward, facility, data office, etc. and external: district/regional/central office, etc.). After the last level has been entered, select "Do not add."

Focus on any facility reports sent or received that include the newborn/stillbirth or maternal indicators already mapped.

These reports may include: maternal and perinatal death surveillance and response (MPDSR), congenital anomalies, immunization, pregnancy immunization surveillance, maternal-newborn linked data and for civil registration and vital statistics (CRVS), etc.

Once this has been completed at facility level, the results can be verified by the receiving office as listed in S4_04.

For internal reports S4_01.1 and S4_01.2

Interdepartmental report/data transmission is within the same organizational level (within facility level between different places, e.g., ward/unit to data office).

For external reports S4_02.1 and S4_02.2

Report/data transmission between different levels/places of the health system organization (e.g., between facility level and district/regional/central office, etc.).

Section 4. Information flow sheet within or between facility level/district/regional/central office													
S3_01. Name of the report generated by the community/ health facility/ district	S3_02. Paper-based, electronic, or both <i>(Mark P, E, or B)</i>	S3_03. If electronic, type of electronic system (Excel, Access, DHIS 2, GIS, other software)	S4_04. Where the data/report is sent										
			S4_01.0 Is this report for newborn/stillbirth data sent internally?						S4_02.0 FIs this report for newborn/stillbirth data sent externally?				
			S4_01.1 (Internal)			S4_01.2 (Internal)			S4_02.1 (External)			S4_02.2 (External)	
Where is the report is sent from?			Where is the report is sent to?			Where is the report is sent from?			Where is the report is sent to?				

USER PERSPECTIVE OF RHIS (data improvement, barriers enablers, COVID-19, etc.)		
RHIS_113.1.1	Do you feel that any improvement is needed for RHIS for newborn and stillbirth data, based on your experience?	1. No improvement needed → Go to RHIS_113.1.4 2. Some improvement needed 3. Major improvement needed
RHIS_113.1.2	Please describe any improvements you would like to see.	Describe
RHIS_113.3	What do you suggest specifically to improve newborn and stillbirth data quality and use?	Describe
RHIS_113.1.4	What are the barriers and enablers to improving newborn and stillbirth data quality and use based on your experience?	Describe
RHIS_113.1.5	In your role, which newborns and stillbirth data do you need for decision making?	Describe
RHIS_113.1.6	To enable use of data for decision making, in your opinion, which newborn and stillbirth data should be routinely reported through Routine Health Information Systems (RHIS), and which should come from other sources (e.g., special surveys, special studies, health facility assessments, etc.?)	Describe
RHIS_113.1.7	Can you describe the plans for when and how routine registers and tools for newborn and stillbirth data in your setting will next be updated?	Describe
RHIS_113.1.8	Were you invited to contribute to the revision of routine registers and tools for newborn and stillbirth data when they were last updated?	1. Yes 2. No → Go to RHIS_113.2. 1
RHIS_113.1.9	Describe how you contributed to the previous revision of routine registers and tools for newborn and stillbirth data.	Describe
RHIS_113.2.1	Have you ever heard of health or routine data professionals intentionally manipulating or falsifying newborn and stillbirth data?	1. Yes 2. No → Go to RHIS_113.3. 1
RHIS_113.2.2	How often do you think this might happen?	1. Not often 2. Often 3. Very often
RHIS_113.2.3	Can you describe what system and individual incentives might lead to intentional manipulation or falsification of newborn or stillbirth data?	

RHIS_113.3.1	In your experience was there any effect of the COVID-19 pandemic on RHIS for newborn and stillbirth data?	1. No effect → Go to RHIS_113.3.3 2. Some effect 3. Major effect
RHIS_113.3.2	What was the effect of the COVID-19 pandemic on newborn and stillbirth RHIS data?	Describe
RHIS_113.3.3	Can you describe how you solved any potential or actual COVID-19 challenges to newborn and stillbirth RHIS data?	Describe
RHIS_113.4.1	Any other relevant information to share/ field notes for this EN-MINI-PRISM Tool 1 data collection episode?	Describe
RHIS_114	Survey end time (Use the 24-hour clock system, e.g., 14:30)	<input type="text"/> <input type="text"/> : <input type="text"/> <input type="text"/>

Every Newborn-Measurement Improvement for
Newborn & Stillbirth Indicators EN-MINI-PRISM
Tools for Routine Health Information Systems

**RHIS Performance Diagnostic
EN-MINI-PRISM Tool 2**



February 2023 Version 2.0

RHIS Performance Diagnosis EN-MINI-PRISM Tool 2

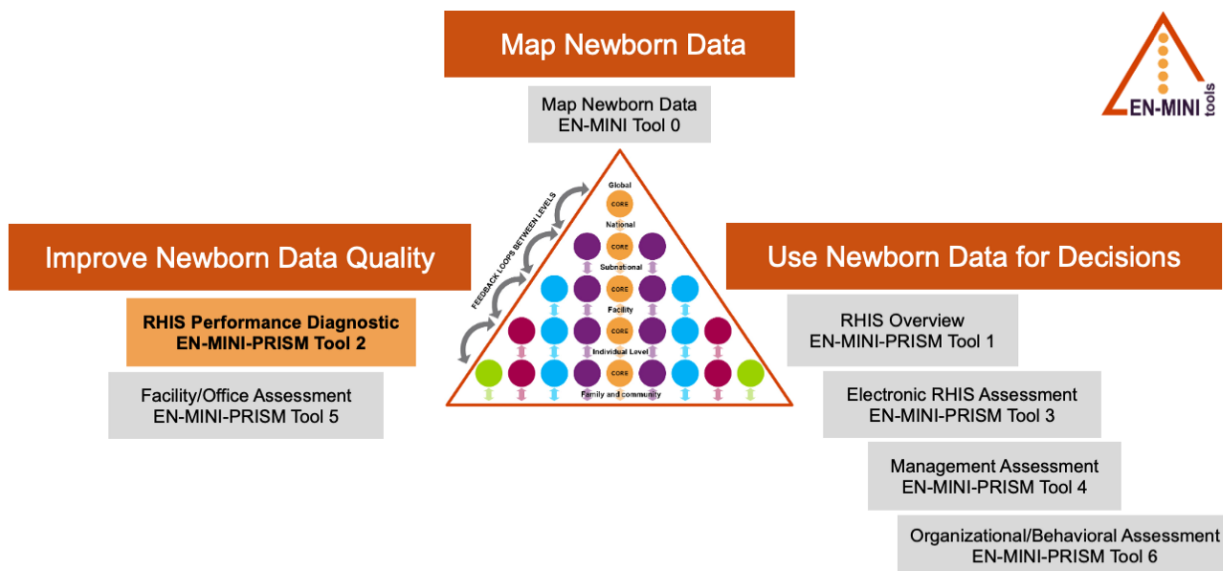
Introduction

EN-MINI-PRISM Tool 2 can be used to determine the overall level of RHIS performance via its data quality and use of information. It captures technical and organizational determinants such as indicator definitions and reporting guidelines, the level of complexity of data collection tools and reporting forms, the existence of data-quality assurance mechanisms, RHIS data use mechanisms, and supervision and feedback mechanisms.

The relationship of EN-MINI-PRISM Tool 2 to the full set of EN-MINI tools is shown in Figure 4.

Individual tool versions of EN-MINI-PRISM Tool 2A (District Level) and EN-MINI-PRISM Tool 2B (Health Facility Level) are available as [separate documents here](#).

Figure 4. EN-MINI Tools



Adapted from: Day LT, Moran AC, Jackson D, et al. (2019). Survive and Thrive: Transforming care for every small and sick newborn. Chapter 5, Figure 5.1. Geneva, Switzerland.

Data Requirements, Collection, and Management and Analysis

Data Entry Platform

EN-MINI-PRISM Tool 2 has been set up for direct digital data collection using SurveyCTO and standardized automated analysis. Please see [the EN-MINI website](https://www.data4impactproject.org/en-mini-tools/) (<https://www.data4impactproject.org/en-mini-tools/>) for further details.

RHIS Performance Diagnostic EN-MINI-PRISM Tool 2 includes two parts that interrelate:

- RHIS Performance Diagnostic EN-MINI-PRISM Tool 2A: District Level, **page 27**
- RHIS Performance Diagnostic EN-MINI-PRISM Tool 2B: Health Facility Level, **page 47**

RHIS Performance Diagnostic EN-MINI-PRISM Tool 2A: District/Regional/Central Office Level

Purpose

1. Identify RHIS data quality, gender-disaggregated data, and information use issues.
2. Quantify the levels of data quality (accuracy, reporting timeliness, and completeness) and information use status (access to RHIS data, existence of analyzed data, and use of RHIS data for monitoring and planning).
3. Identify issues/problems with data processing and processes for information use.

Summary of Information Collected Using the RHIS Performance Diagnostic Tool at the District Level

Measuring Data Quality

Through an analysis of program data elements, the RHIS Performance Diagnostic Tool quantifies the status of data availability, completeness, timeliness, and accuracy, and thus provides valuable information on the adequacy of health facility and district data to support planning and monitoring. The data quality assessment section of this tool is aligned with the data verification aspect of the Data Quality Review (DQR) Tool.³ The RHIS Performance Diagnostic Tool has the following core recommended data elements to assess data quality:

- Total births
- Live births
- Stillbirths
- Low birthweight
- Early initiation of breastfeeding
- Bag-mask-ventilation

At the district level, the RHIS Performance Diagnostic Tool compares reported data and the value entered in the district database for the same data elements and reporting period examined at the facility level.

Measuring Information Use

The RHIS Performance Diagnostic Tool also measures the continuous use of information to guide day-to-day operations, track performance, learn from past results, and improve service delivery. The tool focuses on the use of RHIS data for analytic report production, discussion, decision/action, target setting, planning, and monitoring.

³ World Health Organization (WHO). (2017). Data quality review toolkit. Retrieved from http://www.who.int/healthinfo/tools_data_analysis/dqr_modules/en/

Assessing RHIS Data Management Processes

Throughout different sections, this tool assesses various aspects of RHIS data management processes, including:

- **Data processing, analysis, and presentation:** the availability of a copy of RHIS data management guidelines; use of standardized RHIS data collection and reporting tools; evidence of data analysis; and visual representation of data.
- **Data quality check:** presence of data quality assurance guidelines and tools; clearly assigned roles and responsibilities for data entry and review; and regular internal data quality checks conducted by the district.
- **Feedback:** existence of formal feedback loops to the staff collecting the data; regular written feedback sent to health facilities on their performance and the quality of reported data.
- **Performance monitoring and planning:** decisions and actions taken based on performance monitoring meetings (e.g., discussing key performance targets); comparisons of district data over time and with national targets; annual planning.

Data Collection Methods

- Key informant interviews (district/**regional office** manager and **RHIS focal person** [data officer], or those responsible for the compilation, reporting, and analysis of data)
- Document review and observation (RHIS reports, electronic database, planning documents, meeting minutes, feedback reports/notes, guidelines)

DQ_110	May I begin the interview?	1. Yes 2. No → End survey
DQ_111a	Survey start time (Use the 24-hour clock system, e.g., 14:30)	<input type="text"/> <input type="text"/> : <input type="text"/> <input type="text"/>

Part 1. Data Quality: District Assessment Form

Assessment review months	
Enter the three review months that will be used during this assessment.	
Month 1	MONTH YEAR
Month 2	MONTH YEAR
Month 3	MONTH YEAR

Resources for data assessment		
DQ_010	Does the district have a designated person responsible for entering data/compiling reports for newborn and stillbirth data from health facilities?	1. Yes 2. No
DQ_011	Does the district have a designated person to review the quality of compiled newborn and stillbirth data prior to submission to the next level, e.g., to regional/provincial offices, to the central Routine Health Information System (RHIS)?	1. Yes 2. Partly (the data are reviewed but no one is designated with the responsibility) 3. Not at all
DQ_011.1	Does the electronic RHIS programme (e.g., DHIS2) have embedded data quality applications (e.g., DHIS2 WHO Data Quality Tool)?	1. Yes, observed 2. No → Skip to DQ_012
DQ_011.2	Do users in this office have access to the embedded data quality application (e.g., DHIS2 WHO Data Quality Tool)?	1. Yes, observed 2. No
DQ_011.3	Are the data quality outputs for newborn and stillbirth data regularly generated and used? (e.g., supervisor informed, source facility contacted, etc.)	1. Yes, observed 2. No
DQ_012	Does the district have written guidelines for: (OBSERVE)	
	A. Data entry/compilation	1. Yes, observed 2. No
	B. Data review and quality control	1. Yes, observed 2. No
DQ012_1	What other processes currently exist to investigate data quality issues for RHIS data in general and specifically for newborn and stillbirth data?	Describe:

DQ_013	Are designated staff trained on:	
	A. Data entry/compilation?	<ol style="list-style-type: none"> 1. Yes (staff have received training in the past two years) 2. Mostly (all staff have received training but not in the past two years) 3. Partly (some staff have received training) 4. Not at all
	B. Data review and quality control?	<ol style="list-style-type: none"> 1. Yes (staff have received training in the past two years) 2. Mostly (all staff have received training but not in the past two years) 3. Partly (some staff have received training) 4. Not at all

Completeness of health facilities reporting to district																							
DQ_014	<p>Does the district keep copies of monthly RHIS reports for newborn and stillbirth data (paper-based or electronic) sent by the health facilities?</p> <p>(CHECK THE REPORTS FROM MONTH 1 TO MONTH 3 ARE STORED AS PAPER OR DIGITAL COPY)</p>	<ol style="list-style-type: none"> 1. Yes, paper-based copies only 2. Yes, electronic copies only 3. Yes, both paper-based and electronic copies (all health facilities submit both types of reports) 4. Yes, mixed (some health facilities submit paper-based reports; others submit electronic reports) 5. No 																					
DQ_015	<p>How many health facilities in the district are supposed to submit the monthly RHIS report for newborn and stillbirth data to the district and by what method?</p> <p>(FOR DQ_015 and DQ_016 A-C, SPECIFY THE FACILITY TYPE ACCORDING TO THE STRUCTURE OF THE COUNTRY'S HEALTH SYSTEM)</p> <table border="1" style="width: 100%; border-collapse: collapse;"> <thead> <tr> <th style="background-color: #800040; color: white;">Health facility type</th> <th style="background-color: #800040; color: white;">A. Paper-based report only</th> <th style="background-color: #800040; color: white;">B. Electronic report only</th> <th style="background-color: #800040; color: white;">C. Both paper and electronic reports</th> </tr> </thead> <tbody> <tr> <td>1. Hospitals</td> <td></td> <td></td> <td></td> </tr> <tr> <td>2. Health centers/clinics</td> <td></td> <td></td> <td></td> </tr> <tr> <td>3. Health posts/community-level facilities/dispensaries</td> <td></td> <td></td> <td></td> </tr> <tr> <td>4. Private clinics (all types)</td> <td></td> <td></td> <td></td> </tr> </tbody> </table>			Health facility type	A. Paper-based report only	B. Electronic report only	C. Both paper and electronic reports	1. Hospitals				2. Health centers/clinics				3. Health posts/community-level facilities/dispensaries				4. Private clinics (all types)			
Health facility type	A. Paper-based report only	B. Electronic report only	C. Both paper and electronic reports																				
1. Hospitals																							
2. Health centers/clinics																							
3. Health posts/community-level facilities/dispensaries																							
4. Private clinics (all types)																							

DQ_016

How many health facilities in the district actually submitted monthly RHIS reports for newborn and stillbirth data for the following months?

(CHECK THE MONTHLY RHIS REPORTS SUBMITTED BY THE HEALTH FACILITIES DURING THE REVIEW PERIOD)

A. Month 1 _____ year _____

Health facility type	A. Paper-based report only	B. Electronic report only	C. Both paper and electronic reports
1. Hospitals			
2. Health centers/clinics			
3. Health posts/community-level facilities/ dispensaries			
4. Private clinics (all types)			

B. Month 2 _____ year _____

Health facility type	A. Paper-based report only	B. Electronic report only	C. Both paper and electronic reports
1. Hospitals			
2. Health centers/clinics			
3. Health posts/community-level facilities/ dispensaries			
4. Private clinics (all types)			

C. Month 3 _____ year _____

Health facility type	A. Paper-based report only	B. Electronic report only	C. Both paper and electronic reports
1. Hospitals			
2. Health centers/clinics			
3. Health posts/community-level facilities/ dispensaries			
4. Private clinics (all types)			

DQ_017	<p>If health facilities are not submitting monthly RHIS reports for newborn and stillbirth data, what are the possible reasons for this? (ASK EACH QUESTION) (Check all that apply)</p>	<ol style="list-style-type: none"> 1. Storage or archiving problems 2. Staffing issues 3. Absence of reporting forms 4. Transportation issues 5. Internet connectivity issues 6. Presence of other vertical reporting requirements 96. Other (specify) <hr/>		
Report timeliness				
DQ_018	<p>1. Is there a deadline for submission of the monthly RHIS report for newborn and stillbirth data by the health facilities?</p>	<ol style="list-style-type: none"> 1. Yes 2. No → Go to DQ_021 		
	<p>2. If yes, what is the deadline?</p> <p>Reporting deadline: _____</p> <p>3. If yes, how long (in days) do staff have between the end of the data collection period (e.g., end of the month) and report submission?</p>			
DQ_019	<p>Does the district office record receipt dates of monthly RHIS reports for newborn and stillbirth data? (CONSULT REGISTER/COMPUTER)</p>	<ol style="list-style-type: none"> 1. Yes, observed 2. No → Go to DQ_021 		
DQ_020	<p>If yes, how many reports were received on time (before or on the deadline)? (CHECK THE RECEIPT DATES FOR THE THREE REVIEW MONTHS)</p>			
	Health facility type	A. Month 1	B. Month 2	C. Month 3
	1. Hospitals			
	2. Health centers/clinics			
	3. Health posts/community-level facilities			
4. Private clinics (all types)				
DQ_021	<p>Does the district office keep a record of its submission of monthly aggregated RHIS reports for newborn and stillbirth data to regional and/or national offices? (CONSULT REGISTER/COMPUTER)</p>	<ol style="list-style-type: none"> 1. Yes, observed 2. No → Go to DQ_023 		

DQ_022	<p>If yes, are monthly RHIS reports submitted on time according to the agreed reporting deadline to _____?</p> <p>(In the space above, specify the next reporting level[s] according to the existing national reporting protocol)</p> <p>(Check the submission dates of the aggregate RHIS reports for the three review months)</p> <table border="1" style="width: 100%; text-align: center;"> <thead> <tr style="background-color: #800040; color: white;"> <th style="width: 33%;">A. Month 1</th> <th style="width: 33%;">B. Month 2</th> <th style="width: 33%;">C. Month 3</th> </tr> </thead> <tbody> <tr> <td>1. Yes, observed</td> <td>1. Yes, observed</td> <td>1. Yes, observed</td> </tr> <tr> <td>2. No</td> <td>2. No</td> <td>2. No</td> </tr> </tbody> </table>	A. Month 1	B. Month 2	C. Month 3	1. Yes, observed	1. Yes, observed	1. Yes, observed	2. No	2. No	2. No
A. Month 1	B. Month 2	C. Month 3								
1. Yes, observed	1. Yes, observed	1. Yes, observed								
2. No	2. No	2. No								

Reported data completeness on selected data elements

Please answer the following questions for each of the selected data elements.

DQ_023	<p>How many facilities were expected to report on the selected data elements?</p> <table border="1" style="width: 100%; text-align: center;"> <thead> <tr style="background-color: #800040; color: white;"> <th style="width: 60%;">Data elements</th> <th style="width: 16.6%;">A. Month 1</th> <th style="width: 16.6%;">B. Month 2</th> <th style="width: 16.6%;">C. Month 3</th> </tr> </thead> <tbody> <tr><td>1. Total births</td><td></td><td></td><td></td></tr> <tr><td>2. Number of live births</td><td></td><td></td><td></td></tr> <tr><td>3. Number of stillbirths</td><td></td><td></td><td></td></tr> <tr><td>4. Number of newborns with low birthweight (<2500g)</td><td></td><td></td><td></td></tr> <tr><td>5. Number of newborns with early initiation of breastfeeding</td><td></td><td></td><td></td></tr> <tr><td>6. Number of newborns receiving bag-mask-ventilation</td><td></td><td></td><td></td></tr> <tr><td>7. Number of women receiving uterotonics to prevent postpartum hemorrhage</td><td></td><td></td><td></td></tr> <tr><td>8. Number of newborns initiated on Kangaroo mother care (KMC)</td><td></td><td></td><td></td></tr> <tr><td>9. Number of institutional neonatal deaths</td><td></td><td></td><td></td></tr> <tr><td>10. Number of newborns treated for neonatal sepsis/infection</td><td></td><td></td><td></td></tr> </tbody> </table>	Data elements	A. Month 1	B. Month 2	C. Month 3	1. Total births				2. Number of live births				3. Number of stillbirths				4. Number of newborns with low birthweight (<2500g)				5. Number of newborns with early initiation of breastfeeding				6. Number of newborns receiving bag-mask-ventilation				7. Number of women receiving uterotonics to prevent postpartum hemorrhage				8. Number of newborns initiated on Kangaroo mother care (KMC)				9. Number of institutional neonatal deaths				10. Number of newborns treated for neonatal sepsis/infection			
Data elements	A. Month 1	B. Month 2	C. Month 3																																										
1. Total births																																													
2. Number of live births																																													
3. Number of stillbirths																																													
4. Number of newborns with low birthweight (<2500g)																																													
5. Number of newborns with early initiation of breastfeeding																																													
6. Number of newborns receiving bag-mask-ventilation																																													
7. Number of women receiving uterotonics to prevent postpartum hemorrhage																																													
8. Number of newborns initiated on Kangaroo mother care (KMC)																																													
9. Number of institutional neonatal deaths																																													
10. Number of newborns treated for neonatal sepsis/infection																																													

DQ_024	<p>(CONSULT REGISTER/COMPUTER)</p> <p>A. Month 1 _____ year _____</p> <table border="1" style="width: 100%; text-align: center;"> <thead> <tr style="background-color: #800040; color: white;"> <th style="width: 33%;">Data elements</th> <th style="width: 33%;">A. How many facilities actually reported on the selected data elements?</th> <th style="width: 33%;">B. How many reports were complete (meaning that the report contains the data relevant to the selected data elements)?</th> </tr> </thead> <tbody> <tr> <td>1. Total births</td> <td></td> <td></td> </tr> <tr> <td>2. Number of live births</td> <td></td> <td></td> </tr> <tr> <td>3. Number of stillbirths</td> <td></td> <td></td> </tr> </tbody> </table>	Data elements	A. How many facilities actually reported on the selected data elements?	B. How many reports were complete (meaning that the report contains the data relevant to the selected data elements)?	1. Total births			2. Number of live births			3. Number of stillbirths		
Data elements	A. How many facilities actually reported on the selected data elements?	B. How many reports were complete (meaning that the report contains the data relevant to the selected data elements)?											
1. Total births													
2. Number of live births													
3. Number of stillbirths													

4. Number of newborns with low birthweight (<2500g)		
5. Number of newborns with early initiation of breastfeeding		
6. Number of newborns receiving bag-mask-ventilation		
7. Number of women receiving uterotonics to prevent postpartum hemorrhage		
8. Number of newborns initiated on Kangaroo mother care (KMC)		
9. Number of institutional neonatal deaths		
10. Number of newborns treated for neonatal sepsis/infection		

B. Month 2 _____ year _____

Data elements	A. How many facilities actually reported on the selected data elements?	B. How many reports were complete (meaning that the report contains the data relevant to the selected data elements)?
1. Total births		
2. Number of live births		
3. Number of stillbirths		
4. Number of newborns with low birthweight (<2500g)		
5. Number of newborns with early initiation of breastfeeding		
6. Number of newborns receiving bag-mask-ventilation		
7. Number of women receiving uterotonics to prevent postpartum hemorrhage		

8. Number of newborns initiated on Kangaroo mother care (KMC)		
9. Number of institutional neonatal deaths		
10. Number of newborns treated for neonatal sepsis/infection		

C. Month 3 _____ year _____

data elements	A. How many facilities actually reported on the selected data elements?	B. How many reports were complete (meaning that the report contains the data relevant to the selected data elements)?
1. Total births		
2. Number of live births		
3. Number of stillbirths		
4. Number of newborns with low birthweight (<2500g)		
5. Number of newborns with early initiation of breastfeeding		
6. Number of newborns receiving bag-mask-ventilation		
7. Number of women receiving uterotonics to prevent postpartum hemorrhage		
8. Number of newborns initiated on Kangaroo mother care (KMC)		
9. Number of institutional neonatal deaths		
10. Number of newborns treated for of neonatal sepsis/infection		

DQ_025	If any monthly RHIS reports were not complete, what are the possible reasons for the missing data? (ASK EVERY QUESTION) (Check all that apply)	1. Staffing issues 2. Not understanding the data element(s) 3. Presence of other vertical reporting requirements 4. Not applicable- all reports were complete 96. Other (specify): <hr/>
--------	--	---

Data accuracy

Manually count the reported figures for the following data elements from the RHIS monthly reports that are submitted by the health facilities for the three review months. Compare the figures with the aggregated RHIS reports, either electronic or paper-based, that are submitted by the district to regional/national offices.

DQ_026	Month 1: _____ Data elements	A. Manual count from the source documents, i.e., facility reports (If none, enter 0; if missing or not applicable, leave blank)	B. Reported data from district's electronic database or paper-based reports submitted by the district, as applicable (If missing or not available, leave blank)	C. Reason for observed discrepancy (if A ≠ B) (ASK EVERY QUESTION) (Check all that apply) 1. Data entry errors 2. Arithmetic errors 3. Information from submitted reports not compiled correctly 4. Monthly reports not available 96. Other (specify) <hr/>
	1. Total births			
	2. Number of live births			
	3. Number of stillbirths			
	4. Number of newborns with low birthweight (<2500g)			
	5. Number of newborns with early initiation of breastfeeding			
	6. Number of newborns receiving bag-mask-ventilation			
	7. Number of women receiving uterotonics to prevent postpartum hemorrhage			
	8. Number of newborns initiated on Kangaroo mother care (KMC)			

	9. Number of institutional neonatal deaths			
	10. Number of newborns treated for neonatal sepsis/infection			
DQ_027	Month 2: _____	A. Manual count from the source documents, i.e., facility reports (If none, enter 0; if missing or not applicable, leave blank)	B. Reported data from district's electronic database or paper-based reports submitted by the district, as applicable (If missing or not available, leave blank)	C. Reason for observed discrepancy (if A ≠ B) (ASK EVERY QUESTION) (Check all that apply) 1. Data entry errors 2. Arithmetic errors 3. Information from submitted reports not compiled correctly 4. Monthly reports not available 96. Other (specify) _____
	Data elements			
	1. Total births			
	2. Number of live births			
	3. Number of stillbirths			
	4. Number of newborns with low birthweight (<2500g)			
	5. Number of newborns with early initiation of breastfeeding			
	6. Number of newborns receiving bag-mask-ventilation			
	7. Number of women receiving uterotonics to prevent postpartum hemorrhage			
	8. Number of newborns initiated on Kangaroo mother care (KMC)			
	9. Number of institutional neonatal deaths			
10. Number of newborns treated for neonatal sepsis				

DQ_028	Month 3: _____	A. Manual count from the source documents, i.e., facility reports (If none, enter 0; if missing or not applicable, leave blank)	B. Reported data from district's electronic database or paper based reports submitted by the district, as applicable (If missing or not available, leave blank)	C. Reason for observed discrepancy (if A ≠ B) (ASK EVERY QUESTION) (Check all that apply) 1. Data entry errors 2. Arithmetic errors 3. Information from submitted reports not compiled correctly 4. Monthly reports not available 96. Other (specify) _____
	Data elements			
	1. Total births			
	2. Number of live births			
	3. Number of stillbirths			
	4. Number of newborns with low birthweight (<2500g)			
	5. Number of newborns with early initiation of breastfeeding			
	6. Number of newborns receiving bag-mask-ventilation			
	7. Number of women receiving uterotonics to prevent postpartum hemorrhage			
	8. Number of newborns initiated on Kangaroo mother care (KMC)			
	9. Number of institutional neonatal deaths			
10. Number of newborns treated for neonatal sepsis/infection				

Data quality assessment mechanisms		
DQ_029	Does the district have written guidelines on routine health data quality assessment/assurance? (OBSERVE)	1. Yes, observed 2. No
DQ_030	Does the district conduct data quality assessments for newborn and stillbirth data at health facilities? (OBSERVE)	1. Yes, observed 2. No → Go to DQ_034
DQ_031	If yes, does the district use data quality assessment tools (e.g., lot quality assurance sampling [LQAS], routine data quality assessment [RDQA], and in-built electronic data quality validation rules/system)? (OBSERVE)	1. Yes, observed 2. No
DQ_032	Does the district maintain a record of health facility data quality assessments for newborn and stillbirth data conducted in the past 12 months? (OBSERVE)	1. Yes, observed 2. No
DQ_033	Does the district maintain a record of feedback to health facilities on data quality assessment for newborn and stillbirth data findings? (OBSERVE)	1. Yes, observed 2. No

Data processing and analysis					
DQ_034	Does the district use an electronic database/system to enter and analyze routine newborn and stillbirth data? (OBSERVE)	1. Yes, observed 2. No → Go to DQ_036			
DQ_035	If yes, indicate the type of electronic system used for routine data entry and analysis for newborn and stillbirth data				
	Electronic system	A. For data entry		B. For data analysis	
		1. Yes, observed	2. No	1. Yes, observed	2. No
	1. National open-source data processing system (e.g., DHIS 2)				
	2. National proprietary software				
	3. Excel-based spreadsheet				
	4. Access-based data processing module				
	96. Other (specify) _____				

DQ_036	Ask relevant staff in the district office to show up to date (i.e., not more than one year old) reports, documents, and/or displays that contain the following information. Record the observations accordingly.	
	A. Aggregated/summary RHIS report for newborn and stillbirth data within the past three months. (OBSERVE)	1. Yes, observed 2. No
	B. Demographic data on the catchment population of the district for calculating newborn and stillbirth impact indicators. (OBSERVE)	1. Yes, observed 2. No
	C. Indicators for impact (e.g., neonatal mortality rate, stillbirth rate) calculated for each facility catchment area in the district within the past three months. (OBSERVE)	1. Yes, observed 2. No
	D. Comparisons among facilities in the district for impact indicators (e.g., neonatal mortality rate, stillbirth rate). (OBSERVE)	1. Yes, observed 2. No
	E. Comparisons with district/national targets for newborn mortality rate and stillbirth rate (OBSERVE)	1. Yes, observed 2. No
	F. Comparisons of data over time (monitoring trends) for impact indicators (e.g., neonatal mortality rate, stillbirth rate). (OBSERVE)	1. Yes, observed 2. No
	G. Comparisons of sex-disaggregated data (e.g., newborn mortality rate, stillbirth rate, etc.). (OBSERVE)	1. Yes, observed 2. No
	H. Comparisons of service coverage (e.g., Kangaroo mother care (KMC) initiation, stillbirth, etc.) (OBSERVE)	1. Yes, observed 2. No

Part 2. Use of Information: District Assessment Form

Information use guidelines and strategic documents		
DU_001	Are there any written guidelines on RHIS information display, use, and feedback? (OBSERVE)	1. Yes, copy available at the district office 2. Yes, but copy not available at the district office 3. No
DU_002	Does the district office have copies of the national RHIS strategic plans, district annual plans, and/or district performance targets? (OBSERVE)	1. Yes, copy available at the district office 2. Yes, but copy not available at the district office 3. No

Data visualization		
DU_003	Does the district office prepare data visuals (graphs, tables, maps, etc.) showing achievements toward targets (indicators, geographic and/or temporal trends, and situation data) for newborn and stillbirth data? (OBSERVE)	1. Yes, paper or electronic copies of data visuals observed at the district offices 2. No → Go to DU_005
DU_004	If yes, what type of information is captured in the data visuals? (OBSERVE)	
	1. Maternal health care	1. Yes, observed 2. No
	2. Neonate and child health care (other than the Expanded Program on Immunization [EPI])	1. Yes, observed 2. No
	3. Top causes of neonatal mortality (e.g., preterm, birth asphyxia, sepsis, etc.) and morbidity (e.g., low birthweight, etc.)	1. Yes, observed 2. No
	96. Other (specify) _____	1. Yes, observed 2. No

RHIS analytic report production				
DU_005	Does the district have access to analyzed newborn and stillbirth RHIS data (e.g., summary tables, charts, maps)? (OBSERVE)			1. Yes, observed paper-based 2. Yes, observed electronic <u>3. Yes, observed both paper-based and electronic</u> 4. No
DU_006	Does the district office produce any report or bulletin (annual, quarterly, etc.) based on an analysis of RHIS newborn and stillbirth data? (OBSERVE) (Excluding the monthly summary/aggregate reports submitted to the higher level)			1. Yes, observed 2. No →Go to DU_009
DU_007	If yes, list the reports and indicate the frequency of the reports and number of times the reports for newborn and stillbirth data were actually issued in the past 12 months. (OBSERVE)			
	A. Title of the report	B. Number of times this report is supposed to be issued per year	C. Number of times this report was actually issued in the past 12 months	D. Target audience of the report (e.g., MOH, civil administration, parliament, community forums, general population)
	01			
	02			
	03			
DU_008	Do any of these reports and/or bulletins contain discussions and decisions/recommendations based on key performance targets and based on RHIS newborn and stillbirth data? Such as: (OBSERVE)			
	1. Coverage of services, e.g., early initiation of breastfeeding, Kangaroo mother care (KMC), etc.		1. Yes, observed 2. No	
	2. Hospital/health center performance indicators related to newborn care and preventing stillbirth		1. Yes, observed 2. No	
	3. Top causes of neonatal mortality (e.g., preterm, birth asphyxia, sepsis, etc.) and morbidity (e.g., low birthweight, etc.).		1. Yes, observed 2. No	
	4. Identification of emerging issues/epidemics		1. Yes, observed 2. No	
	5. Medicine stockout related to newborn care and preventing stillbirth		1. Yes, observed 2. No	

	6. Human resource management related to newborn care and preventing stillbirth	1. Yes, observed 2. No
	7. Sex-disaggregated data, e.g., newborn mortality rate, stillbirth rate, low birthweight rate	1. Yes, observed 2. No
Feedback to health facilities		
DU_009	Did the district send feedback reports using newborn and stillbirth RHIS information to health facilities in the past three months? (OBSERVE THE REPORT AND CHECK THE DATE)	1. Yes, observed 2. No → Go to DU_011
DU_010	If yes, indicate the types of feedback reports:	
	1. Feedback on data quality (including data accuracy, reporting timeliness, and/or report completeness) (OBSERVE)	1. Yes, observed 2. No
	2. Feedback on service performance based on reported RHIS data (e.g., appreciation/ acknowledgement of good performance; resource allocation/mobilization) (OBSERVE)	1. Yes, observed 2. No

Routine decision making forums and processes at the district office		
DU_011	Does the district have a performance monitoring or management team?	1. Yes 2. No
DU_012	Does the district have routine team meetings to discuss performance monitoring and management?	1. Yes 2. No → Go to DU_020
DU_013	If yes, how often are the performance review/management meetings supposed to take place?	1. Weekly 2. Monthly 3. Quarterly 4. Biannually 5. Annually 6. No schedule
DU_014	How many times did the performance monitoring/management meetings take place during the past three months?	1. More than four times 2. Four times 3. Three times 4. Two times 5. One time 6. Not once

DU_015	Were minutes of the performance monitoring/management meetings maintained for the three review months from _____ to _____? (OBSERVE)	1. Yes, observed 2. No → Go to DU_020
DU_016	If yes, please check the performance monitoring/management meeting records for the review months and see if the following topics were discussed (OBSERVE)	
A	Did they have any discussions on RHIS management, such as data quality, completeness, or timeliness of reporting?	1. Yes, observed 2. No → Go to DU_016D
B	If yes, have they made any decisions based on the discussions of RHIS-related issues (including no interventions required at this time)?	1. Yes, observed 2. No → Go to DU_016D
C	If yes, has any follow-up action taken place on the decisions made during the previous meetings on RHIS-related issues (e.g., referring RHIS-related issues/problems for solution to the higher level)?	1. Yes, observed 2. No
D	Were discussions held to review key performance targets (tracking progress against targets) based on RHIS data? Such as: (OBSERVE)	
	1. Coverage of services (e.g., early initiation of breastfeeding, Kangaroo mother care (KMC) etc.)	1. Yes, observed 2. No
	2. Hospital/health center performance indicators	1. Yes, observed 2. No
	3. Top causes of neonatal mortality (e.g., preterm, birth asphyxia, sepsis, etc.) and morbidity (e.g., low birthweight, etc.).	1. Yes, observed 2. No
	4. Identification of emerging issues/epidemics	1. Yes, observed 2. No
	5. Medicine stockouts	1. Yes, observed 2. No
	6. Human resource management	1. Yes, observed 2. No
	7. Sex-disaggregated data (e.g., newborn mortality rate, stillbirth rate, low birthweight rate)	1. Yes, observed 2. No
	If all are No → Go to DU_018	

E	<p>If yes, pick one discussion topic for which performance was reviewed using RHIS data. Record the decisions and the follow-on discussion on that topic in the subsequent meeting minutes. Use this section to prepare a qualitative report on instances of RHIS information use.</p> <hr/> <hr/> <hr/> <hr/> <hr/> <hr/> <hr/> <hr/> <hr/>		
DU_017	<p>Were any decisions made based on the discussion of the district and/or health facility's performance? Such as: (OBSERVE)</p>		
	1. Formulation of plans	1. Yes, observed	2. No
	2. Budget preparation	1. Yes, observed	2. No
	3. Budget reallocation	1. Yes, observed	2. No
	4. Medicine supply and drug management	1. Yes, observed	2. No
	5. Human resource management (training, reallocation, etc.)	1. Yes, observed	2. No
	6. Advocacy for policy, programmatic, or strategic decisions from the higher level	1. Yes, observed	2. No
	7. Health services (preventive, promotive, clinical, rehabilitative) planning	1. Yes, observed	2. No
	8. Promotion of service quality/improvement	1. Yes, observed	2. No
	9. Reducing the gender gap in the provision of health services	1. Yes, observed	2. No
	10. Involvement of the community and local government	1. Yes, observed	2. No
	11. No action required at this time	1. Yes, observed	2. No
DU_018	<p>Were the performance review/management meeting minutes circulated to all members? (OBSERVE circulation list on minutes)</p>		
	<p>1. Yes, observed 2. No</p>		
DU_019	<p>Did the head of the district health office attend any of the performance review/management meetings? (OBSERVE meeting attendance from minutes)</p>		
	<p>1. Yes, observed 2. No</p>		

Annual planning		
DU_020	Does the district have an annual plan for the current year? (OBSERVE)	1. Yes, observed 2. No → Go to DU_023
DU_021	If yes, does that annual plan use data from the RHIS for problem identification and/or target setting? (OBSERVE)	1. Yes, observed 2. No → Go to DU_023
DU_022	If yes, does the annual plan contain activities and/or targets related to improving or addressing any of the following?	
	1. Coverage of services e.g., early initiation of breastfeeding, Kangaroo mother care (KMC), etc.	1. Yes, observed 2. No
	2. Hospital/health center performance	1. Yes, observed 2. No
	3. Top causes of neonatal mortality (e.g., preterm, birth asphyxia, sepsis, etc.) and morbidity (e.g., low birthweight, etc.).	1. Yes, observed 2. No
	4. Emerging issues/epidemics	1. Yes, observed 2. No
	5. Medicine stockouts	1. Yes, observed 2. No
	6. Human resource management	1. Yes, observed 2. No
	7. Gender disparity in health services coverage	1. Yes, observed 2. No

Data dissemination outside the health sector		
DU_023	Does the district have to submit/present health sector performance reports for newborns and stillbirths to a district council/district administration?	1. Yes 2. No → Go to DU_026
DU_024	If yes, did the district submit/present health sector performance reports to a district council/district administration in the past one year? (OBSERVE)	1. Yes, observed 2. No
DU_025	Do those reports/presentations use newborn and stillbirth data from the RHIS to assess the health sector's progress? (OBSERVE)	1. Yes, observed 2. No
DU_026	Is there a website updated at least annually for accessing the district's RHIS newborn and stillbirth data by the general public? (OBSERVE)	1. Yes, observed 2. No
DU_027	Are district newborn and stillbirth performance data shared with the general public via bulletin boards, chalkboards, and/or local publications? (OBSERVE)	1. Yes, observed 2. No

USER PERSPECTIVE OF RHIS (data improvement, barriers enablers, COVID-19, etc.)		
DQ_111.1.1	Do you feel that any improvement is needed for RHIS for newborn and stillbirth data, based on your experience?	1. No improvement needed → Go to DQ_111.1.4 2. Some improvement needed 3. Major improvement needed
DQ_111.1.2	Please describe any improvements you would like to see.	Describe
DQ_111.1.3	What do you suggest specifically to improve newborn and stillbirth data quality and use?	Describe
DQ_111.1.4	What are the barriers and enablers to improving newborn and stillbirth data quality and use based on your experience?	Describe
DQ_111.1.5	In your role, which newborns and stillbirth data do you need for decision making?	Describe
DQ_111.1.6	To enable use of data for decision making, in your opinion, which newborn and stillbirth data should be routinely reported through Routine Health Information Systems (RHIS) and which should come from other sources (e.g. special surveys, special studies, health facility assessments, etc.?)	Describe
DQ_111.1.7	Can you describe the plans for when and how routine registers and tools for newborn and stillbirth data in your setting will next be updated?	Describe
DQ_111.1.8	Were you invited to contribute to the revision of routine registers and tools for newborn and stillbirth data when they were last updated?	1. Yes 2. No → Go to DQ_111.2.1
DQ_111.1.9	Describe how you contributed to the previous revision of routine registers and tools for newborn and stillbirth data.	Describe
DQ_111.2.1	Have you ever heard of health or routine data professionals intentionally manipulating or falsifying newborn and stillbirth data?	1. Yes 2. No → Go to DQ_111.3.1
DQ_111.2.2	How often do you think this might happen?	1. Not often 2. Often 3. Very often
DQ_111.2.3	Can you describe what system and individual incentives might lead to intentional manipulation or falsification of newborn or stillbirth data?	

DQ_111.3.1	In your experience was there any effect of the COVID-19 pandemic on RHIS for newborn and stillbirth data?	1. No effect → Go to DQ_111.3.3 2. Some effect 3. Major effect
DQ_111.3.2	What was the effect of the COVID-19 pandemic on newborn and stillbirth RHIS data	Describe
DQ_111.3.3	Can you describe how you solved any potential or actual COVID-19 challenges to newborn and stillbirth RHIS data?	Describe
DQ_111.4.1	Any other relevant information to share/field notes for this EN-MINI-PRISM Tool 2A data collection episode?	Describe
DQ_111b	Survey end time (Use the 24-hour clock system, e.g., 14:30)	<input type="text"/> <input type="text"/> : <input type="text"/> <input type="text"/>

RHIS Performance Diagnostic EN-MINI-PRISM Tool 2B: Health Facility Level

Purpose

1. Identify RHIS data quality, gender-disaggregated data, and information use issues.
2. Quantify the levels of data quality (accuracy, reporting timeliness, and completeness) and information use status (access to RHIS data, existence of analyzed data, and use of RHIS data for monitoring and planning).
3. Identify issues/problems with data processing and processes for information use.

Summary of Information Collected Using the RHIS Performance Diagnostic Tool at the Health Facility Level

Measuring Data Quality

Through an analysis of program data elements, the RHIS Performance Diagnostic Tool quantifies the status of data completeness, timeliness, and accuracy, and thus provides valuable information on the adequacy of health facility data to support planning and monitoring. The data quality assessment section of this tool is aligned with the data verification aspect of the DQR Tool.⁴ The RHIS Performance Diagnostic Tool has the following core recommended data elements to assess data quality:

- Total births
- Live births
- Stillbirths
- Low birthweight
- Early initiation of breastfeeding
- Bag-mask-ventilation

At the facility level, the RHIS Performance Diagnostic Tool compares the reported value of a data element for a selected reporting period to recorded data by reviewing the source document for the same facility and period. The result is an estimate of the accuracy of reporting for the data elements in question for the whole program.

Measuring Information Use

The RHIS Performance Diagnostic Tool also measures the continuous use of information to guide day-to-day operations, track performance, learn from past results, and improve service delivery. The tool focuses on the use of RHIS data for analytic report production, discussion, decision/action, target setting, planning, and monitoring.

⁴ World Health Organization (WHO). (2017). Data quality review toolkit. Retrieved from http://www.who.int/healthinfo/tools_data_analysis/dqr_modules/en/

Assessing RHIS Data Management Processes

Throughout different sections, this tool assesses various aspects of RHIS data management processes, including:

- **Data processing, analysis, and presentation:** the availability of a copy of RHIS data management guidelines; use of standardized RHIS data collection and reporting tools; evidence of data analysis; and visual representation of data.
- **Data quality check:** presence of data quality assurance guidelines and tools; clearly assigned roles and responsibilities for data entry and review; and regular internal data quality checks conducted by the health facility.
- **Supervision quality:** supervision frequency; checking data quality; using data for discussion; helping in decision making; and supervisory feedback.

Data Collection Methods

- Key informant interviews (health facility in charge and facility data management staff, or those responsible for compilation, reporting, and analysis of data)
- Document review and observation (RHIS recording tools/source documents, RHIS reports, electronic database, planning documents, meeting minutes, feedback reports/notes, guidelines)

RHIS Performance Diagnostic Tool EN-MINI-PRISM Tool 2B: Health Facility Level Data Collection

Survey facilitator		
FQ_101	Interview date	
FQ_102	Facilitator name	
FQ_103	Facilitator code <i>Enter your 2-character identifier.</i>	

Facility identification		
FQ_103.1	Country Enter the 2-digit alphanumeric code that identifies this level.	<input type="text"/> <input type="text"/>
FQ_104	Region/state/province <i>Enter the 2-digit alphanumeric code that identifies this level.</i>	<input type="text"/> <input type="text"/>
FQ_105	District <i>Enter the 2-digit alphanumeric code that identifies this district.</i>	<input type="text"/> <input type="text"/>
FQ_106	Health facility number <i>Enter a 10-digit unit number. Include leading zeros.</i>	<input type="text"/> <input type="text"/> <input type="text"/> <input type="text"/> <input type="text"/> <input type="text"/> <input type="text"/> <input type="text"/> <input type="text"/> <input type="text"/> <input type="text"/>
FQ_107	Health facility name	
FQ_108	Location of the health facility <i>Write the name of the town/city/village</i>	
FQ_109	Type of health facility <i>(Country-specific: adapt to the local country context and health system structure)</i>	<ol style="list-style-type: none"> 1. National referral hospital 2. District/provincial hospital 3. Health center 4. Health clinic 5. Health post
FQ_110	Urban/rural	<ol style="list-style-type: none"> 1. Urban 2. Rural
FQ_111	Managing authority	<ol style="list-style-type: none"> 1. Government/public 2. NGO/not-for-profit 3. Private-for-profit 4. Mission/faith-based/CBO 96. Other (specify) _____

Informed consent

Read the following text to the manager, the person in charge of the facility, or the most senior health worker responsible for inpatient/ward services who is present at the facility:

Good day! My name is _____. We are here on behalf of [IMPLEMENTING AGENCY] conducting a survey of health facilities to help the government know more about the performance of the routine health information system for newborn and stillbirth data in [COUNTRY].

Your health facility was selected to participate in this study. We will be asking you questions about various health services and routine reporting. This information may be used by [MOH AND/OR IMPLEMENTING AGENCY], organizations supporting health services, and researchers to plan service improvements or to conduct more studies of health services.

Neither your name nor the names of any other respondent participating in this study will be included in the data set or in any report. However, there is a small chance that any of these respondents may be identified later. Nevertheless, we are asking your help to ensure that the information we collect is accurate.

You may refuse to answer any question or choose to stop the interview at any time. However, we hope you will answer all the questions which will benefit the clients you serve and the nation.

If there are questions that would be more accurately answered by someone better informed of any specifics we ask about, we would appreciate if you would introduce us to that person to help us collect any missing or incomplete information.

At this point, do you have any questions about the study? Do I have your agreement to proceed?

_____ / _____ / _____
 INTERVIEWER'S SIGNATURE INDICATING CONSENT OBTAINED DAY MONTH YEAR

FQ_112	Signed the consent form?	1. Yes 2. No → End survey
FQ_113	May I begin the interview?	1. Yes 2. No → End survey
FQ_114a	Survey start time (Use the 24-hour clock system, e.g., 14:30)	<input type="text"/> : <input type="text"/>

Part 1. Data Quality: Health Facility Assessment Form

Assessment review months		
Enter the three review months that will be used during this assessment.		
Month 1		MONTH YEAR
Month 2		MONTH YEAR
Month 3		MONTH YEAR
Resources for data assessment		
FQ_011	Is there a designated person to enter data/compile newborn and stillbirth data reports from the different units in the health facility?	1. Yes 2. No
FQ_012	Is there a designated person to review the quality of compiled newborn and stillbirth data prior to submission to the next level, e.g., to districts, to regional offices, to the central RHIS, etc.?	1. Yes 2. Partly (the data are reviewed but no one is designated with the responsibility) 3. Not at all
FQ_013	Are designated staff trained in:	
	A. Data entry/compilation?	1. Yes (staff have received training in the past two years) 2. Mostly (all staff have received training but not in the past two years) 3. Partly (some staff have received training) 4. Not at all
	B. Data quality review or data quality check?	1. Yes (staff have received training in the past two years) 2. Mostly (all staff have received training but not in the past two years) 3. Partly (some staff have received training) 4. Not at all

Data elements definitions and reporting guidelines				
FQ_014	<p>Does the health facility have standard written definitions for the following indicator data elements? (OBSERVE)</p> <p>If yes, take a copy or photograph the definitions If the respondent replies “no” or “don’t know”, please check with all facility staff who may know before entering “no”. <i>Please only select N/A if the data elements/ indicator is not collected in this facility.</i></p>			
	1. Total births	1. Yes, observed	2. No	3. N/A
	2. Number of live births	1. Yes, observed	2. No	3. N/A
	3. Number of stillbirths	1. Yes, observed	2. No	3. N/A
	4. Number of newborns with low birthweight (<2500g)	1. Yes, observed	2. No	3. N/A
	5. Number of newborns with early initiation of breastfeeding	1. Yes, observed	2. No	3. N/A
	6. Number of newborns receiving bag-mask-ventilation	1. Yes, observed	2. No	3. N/A
	7. Number of women receiving uterotonics to prevent postpartum hemorrhage	1. Yes, observed	2. No	3. N/A
	8. Number of newborns initiated on Kangaroo mother care (KMC)	1. Yes, observed	2. No	3. N/A
	9. Number of cases of neonatal sepsis	1. Yes	2. No	3. N/A
	10. Number of institutional neonatal deaths	1. Yes	2. No	3. N/A
	96. Other (specify) _____	1. Yes, observed	2. No	3. N/A
FQ_014.11	<p>For health workers on labor and delivery ward, reporting newborn/stillbirth indicator data, are all the written definitions available?</p> <p>(1. total births, 2. live births, 3. stillbirths, 4. low birthweight, 5. early initiation breastfeeding, 6. bag-mask-ventilation, 7. uterotonics to prevent postpartum hemorrhage)</p>	1. Yes, observed	2. No	3. N/A
FQ_014.12	<p>For health workers on wards reporting indicator data for KMC initiation, are all the written definitions available?</p> <p>(Number of newborns initiated on KMC)</p>	1. Yes, observed	2. No	3. N/A

FQ_014.13	<p>For health workers on wards reporting indicator data for neonatal sepsis/ infection, are all the written definitions available?</p> <p>(Number of newborns treated for neonatal sepsis/infection)</p>	1. Yes, observed	2. No	3. N/A
FQ_014.14	<p>For health workers on wards reporting indicator data for institutional neonatal death, are all the written definitions available?</p> <p>(Number of institutional neonatal deaths)</p>	1. Yes, observed	2. No	3. N/A
FQ_014.15	<p>For health facility data office staff, are the written definitions on all these newborn and stillbirth indicators available?</p>	1. Yes, observed	2. No	3. N/A
FQ_015	<p>Are there written guidelines available at the health facility on newborn/stillbirth data reporting protocols for the program/RHIS, including: (OBSERVE)</p>			
	<p>1. What they are supposed to report on</p>	<p>1. Yes, observed</p> <p>2. Mostly (there are guidelines, but they are not printed, or available at the facility)</p> <p>3. Partly (there are guidelines, but they are informal, i.e., not written or not standard)</p> <p>4. Not at all</p>		
	<p>2. How reports are to be submitted, e.g., in what specific format</p>	<p>1. Yes, observed</p> <p>2. Mostly (there are guidelines, but they are not printed, or available at the facility)</p> <p>3. Partly (there are guidelines, but they are informal, i.e., not written or not standard)</p> <p>4. Not at all</p>		
	<p>3. To whom the reports should be submitted</p>	<p>1. Yes, observed</p> <p>2. Mostly (there are guidelines, but they are not printed, or available at the facility)</p> <p>3. Partly (there are guidelines, but they are informal, i.e., not written or not standard)</p> <p>4. Not at all</p>		
<p>4. When the reports are due</p>	<p>1. Yes, observed</p> <p>2. Mostly (there are guidelines, but they are not printed, or available at the facility)</p> <p>3. Partly (there are guidelines, but they are informal, i.e., not written or not standard)</p> <p>4. Not at all</p>			

Total births						
FQ_016	Does this facility provide labor and delivery services?				1. Yes 2. No → Go to Q_054KMC	
Source documents and reports						
FQ_017	If yes, does this facility report total births data to a reporting system?				1. Yes 2. No → Go to FQ_024	
FQ_018	If yes, to which of the following reporting systems does the facility report total births data?					
	1. Routine Health information system (RHIS)				1. Yes	2. No
	2. Program specific reporting system for maternal and child health (MCH)				1. Yes	2. No
	3. Nongovernmental organizations (NGOs) or institutions				1. Yes	2. No
FQ_019	96. Other reporting system If yes, specify _____				1. Yes	2. No
	What is the source document used by this facility for monthly reporting of total births? We are primarily interested in the main document that used for data collection to compile the report of the total number of births (total births) at this facility. Typically, the source document is a register with a tally sheet used to aggregate the data from the register. Only use the tally sheet if the register is missing. Please report if any customized documents are used.				1. Labor and delivery register 2. Operation theater register 3. Tally sheets 96. Other (specify) _____	
	Review the source document used to compile and summarize information for monthly reporting (i.e., register, tally sheet) for total births and answer the following questions:					
	FQ_020	Please confirm the availability of the source document for total births for month 1 to month 3. If available, please recount the number of total births recorded in the main source document for month 1 to month 3.		A. Source document available		
			Yes, available and complete*	Yes, available but partly** complete	Yes, available but no data recorded	No
01	Month 1		1	2	3	

02	Month 2	1	2	3	4	
03	Month 3	1	2	3	4	
<p>*COMPLETE means that the source document contains the data relevant to the selected data element total births. To check completeness, take the last 50 entries recorded in the register for each reporting period and check if all the data elements (e.g., birth outcome, etc.) relevant to the selected data element total births are completely filled in. Check the relevant column has data on every row for every woman, and if tally scoring at the bottom of each page is used for reporting purposes, the column data equals the tally score.**PARTLY means that the register is available, but some information is missing. Specifically, the column includes both data (complete) and blanks (incomplete) and the tally at the bottom of the page uses both data and blanks for the report.</p>						
Review the monthly reports for total births and answer the following questions:						
FQ_021	Please confirm the availability of the monthly reports for total births for month 1 to month 3. If available, please record the number of total births recorded in the monthly reports for month 1 to month 3.	A. Monthly report available				B. Record the number of total births from the monthly reports (If missing, leave blank)
		Yes, available and complete*	Yes, available but partly** complete	Yes, available but no data recorded	No	
01	Month 1	1	2	3	4	
02	Month 2	1	2	3	4	
03	Month 3	1	2	3	4	
<p>*COMPLETE means that the monthly report contains the data relevant to the selected data element total births. **PARTLY means that the monthly report is available, but some information is missing (e.g., disaggregation).</p>						

Data completeness		
FQ_022	<p>If the source document and/or monthly reports are not completely filled in or not available for total births, in your opinion, what are the possible reasons for the missing data?</p> <p>(ASK EVERY QUESTION) (Check all that apply)</p>	<ol style="list-style-type: none"> 1. Storage or archiving problems 2. Staffing issues 3. Not understanding the data element(s) 4. Presence of other vertical reporting requirements 96. Other (specify) <p>_____</p>

Discrepancies		
FQ_023	<p>If there was a discrepancy observed between the main source document and the monthly reports for total births, in your opinion, what are the reasons for the discrepancy?</p> <p>(ASK EVERY QUESTION) (Check all that apply)</p>	<ol style="list-style-type: none"> 1. Data entry errors 2. Arithmetic errors 3. Information from all source documents not compiled correctly 96. Other (specify) <p>_____</p>

Live births			
Source Documents and Reports			
FQ_025	Does this facility report live birth data to a reporting system?	<ol style="list-style-type: none"> 1. Yes 2. No → Go to FQ_032 	
FQ_026	If yes, to which of the following reporting systems does the facility report live birth data?		
	1. Routine Health Information Systems (RHIS)	1. Yes	2. No
	2. Program specific reporting system for maternal and child health (MCH)	1. Yes	2. No
	3. NGOs or institutions	1. Yes	2. No
	96. Other reporting system If yes, specify _____	1. Yes	2. No
FQ_027	<p>What is the source document used by this facility for monthly reporting of live births?</p> <p>We are primarily interested in the main document that is used for data collection to compile the report of the total number of live births at this facility. Typically, the source document is a register with a tally sheet used to aggregate the data from the register. Only use the tally sheet if the register is missing. Please report if any customized documents are used.</p>	<ol style="list-style-type: none"> 1. Labor and delivery register 2. Operation theater register 3. Tally sheets 96. Other (specify) <p>_____</p>	

Review the source document used to compile and summarize information for monthly reporting (i.e., register, tally sheet) for live births and answer the following questions:						
FQ_028	Please confirm the availability of the source document for live births for month 1 to month 3. If available, please recount the number of live births recorded in the main source document for month 1 to month 3.	A. Source documents available				B. Recount the number of live births in the source document (If none, enter 0)
		Yes, available and complete*	Yes, available but partly** complete	Yes, available but no data recorded	No	
01	Month 1	1	2	3	4	
02	Month 2	1	2	3	4	
03	Month 3	1	2	3	4	
<p>*COMPLETE means that the source document contains the data relevant to the selected data element live birth. To check completeness, take the last 50 entries recorded in the register for each reporting period and check if all the data elements (e.g., birth outcome) relevant to the selected data element live births are filled in. Check the relevant column has data on every row for every woman, and if tally scoring at the bottom of each page is used for reporting purposes, the column data equals the tally score.</p> <p>**PARTLY means that the register is available, but some information is missing. Specifically, the column includes both data (complete) and blanks (incomplete) and the tally at the bottom of the page uses both data and blanks for the report</p>						
Review the monthly reports for live births and answer the following questions:						
FQ_029	Please confirm the availability of the monthly reports for live births for month 1 to month 3. If available, please record the number of live births recorded in the monthly reports for month 1 to month 3.	A. Monthly reports available				B. Record the number of live births from the monthly reports (If missing, leave blank)
		Yes, available and complete*	Yes, available but partly** complete	Yes, available but no data recorded	No	
01	Month 1	1	2	3	4	
02	Month 2	1	2	3	4	
03	Month 3	1	2	3	4	

*COMPLETE means that the monthly report contains the data relevant to the selected data element live birth.
 **PARTLY means that the monthly report is available, but some information is missing.

Data completeness

FQ_030	If the source document and/or monthly reports are not completely filled in or not available for live births, in your opinion, what are the possible reasons for the missing data? (ASK EVERY QUESTION) (Check all that apply)	1. Storage or archiving problems 2. Staffing issues 3. Not understanding the data element(s) 4. Presence of other vertical reporting requirements 96. Other (specify) _____
--------	---	--

Discrepancies

FQ_031	If there was a discrepancy observed between the main source document and the monthly reports for live births, in your opinion, what are the reasons for the discrepancy? (ASK EVERY QUESTION) (Check all that apply)	1. Data entry errors 2. Arithmetic errors 3. Information from all source documents not compiled correctly 96. Other (specify) _____
--------	--	---

Stillbirths

Source documents and reports

FQ_033	Does this facility report stillbirth data to a reporting system?	1. Yes	2. No → Go to FQ_041
FQ_034	To which of the following reporting systems does the facility report stillbirth data?		
	1. Routine Health Information Systems (RHIS)	1. Yes	2. No
	2. Program specific reporting system for maternal and child health (MCH)	1. Yes	2. No
	3. NGOs or institutions	1. Yes	2. No
	96. Other reporting system If yes, specify _____	1. Yes	2. No

FQ_035	<p>What is the source document used by this facility for monthly reporting of stillbirths?</p> <p>We are primarily interested in the main document that is used for data collection to compile the report of the total number of stillbirths at this facility. Typically, the source document is a register with a tally sheet used to aggregate the data from the register. Only use the tally sheet if the register is missing. Please report if any customized documents are used.</p>	<p>1. Labor and delivery register</p> <p>2. Operation theater register</p> <p>3. Tally sheets</p> <p>96. Other (specify)</p> <p>_____</p>
--------	---	---

Review the source document used to compile and summarize information for monthly reporting (i.e., register, tally sheet) for live births/stillbirths and answer the following questions:

FQ_036	<p>Please confirm the availability of the source document for stillbirths for month 1 to month 3. If available, please recount the number of stillbirths recorded in the main source document for month 1 to month 3.</p>	A. Source documents available	B. Recount the number of stillbirths in the source document (If none, enter 0)			
		Yes, available and complete*	Yes, available but partly** complete	Yes, available but no data recorded	No	
01	Month 1	1	2	3	4	
02	Month 2	1	2	3	4	
03	Month 3	1	2	3	4	

*COMPLETE means that the source document contains the data relevant to the selected data element stillbirth. To check completeness, take the last 50 entries recorded in the register for each reporting period and check if all the data elements (e.g., birth outcome) relevant to the selected data element stillbirth are filled in. Check the relevant column has data on every row for every woman, and if tally scoring at the bottom of each page is used for reporting purposes, the column data equals the tally score. **PARTLY means that the register is available, but some information is missing. Specifically the column includes both data (complete) and blanks (incomplete) and the tally at the bottom of the page uses both data and blanks for the report

Review the monthly reports for stillbirths and answer the following questions:

FQ_037	<p>Please confirm the availability of the monthly reports for stillbirths for month 1 to month 3. If available, please record the number of stillbirths recorded in the monthly reports for month 1 to month 3.</p>	A. Monthly reports available	B. Record the number of stillbirths from the monthly reports
--------	--	-------------------------------------	---

						(If missing, leave blank)
		Yes, available and complete*	Yes, available but partly**	Yes, available but no data recorded	No	
01	Month 1	1	2	3	4	
02	Month 2	1	2	3	4	
03	Month 3	1	2	3	4	
<p>*COMPLETE means that the monthly report contains the data relevant to the selected data element stillbirth</p> <p>**PARTLY means that the monthly report is available, but some information is missing (e.g., disaggregations).</p>						

Data completeness		
FQ_038	<p>If the source document and/or monthly reports are not completely filled in or not available for stillbirths, in your opinion, what are the possible reasons for the missing data?</p> <p>(ASK EVERY QUESTION) (Check all that apply)</p>	<ol style="list-style-type: none"> 1. Storage or archiving problems 2. Staffing issues 3. Not understanding the data element(s) 4. Presence of other vertical reporting requirements 96. Other (specify) <p>_____</p>

Discrepancies		
FQ_039	<p>If there was a discrepancy observed between the main source document and the monthly reports for stillbirths, in your opinion, what are the reasons for the discrepancy?</p> <p>(ASK EVERY QUESTION) (Check all that apply)</p>	<ol style="list-style-type: none"> 1. Data entry errors 2. Arithmetic errors 3. Information from all source documents not compiled correctly 96. Other (specify) <p>_____</p>

Low birthweight		
Source documents and reports		
FQ_041	Does this facility report low birthweight data to a reporting system?	<ol style="list-style-type: none"> 1. Yes 2. No → Go to FQ_048
FQ_042	To which of the following reporting systems does the facility report low birthweight data?	

	1. Routine Health Information Systems (RHIS)	1. Yes	2. No		
	2. Program specific reporting system for maternal and child health (MCH)	1. Yes	2. No		
	3. NGOs or institutions	1. Yes	2. No		
	96. Other reporting system If yes, specify _____	1. Yes	2. No		
FQ_043	<p>What is the source document used by this facility for monthly reporting of low birthweight?</p> <p>We are primarily interested in the main document that is used for data collection to compile the report of the total number of newborns with low birthweight born at this facility. Typically, the source document is a register with a tally sheet used to aggregate the data from the register. Only use the tally sheet if the register is missing. Please report if any customized documents are used.</p>	<p>1. Labor and delivery register</p> <p>2. Operation theater register</p> <p>3. Tally sheets</p> <p>96. Other (specify) _____</p>			
Review the source document used to compile and summarize information for monthly reporting (i.e., register, tally sheet) for low birthweight and answer the following questions:					
FQ_044	Please confirm the availability of the source document for low birthweight for month 1 to month 3. If available, please recount the number of newborns with low birthweight recorded in the main source document for month 1 to month 3.	A. Source document available		B. Recount the number of newborns with low birthweight in the source document (If none, enter 0)	
		Yes, available and complete*	Yes, available but partly**	Yes, available but no data recorded	No
01	Month 1	1	2	3	4
02	Month 2	1	2	3	4
03	Month 3	1	2	3	4
<p>*COMPLETE means that the source document contains the data relevant to the selected data element low birthweight. To check completeness, take the last 50 entries recorded in the register for each reporting period and check if all the data elements (e.g., birthweight) relevant to the selected data element low birthweight are filled in. Check the relevant column has data on every row for every woman, and if tally scoring at the bottom of each page is used for reporting purposes, the column data equals the tally score**PARTLY means that the register is available, but some information is missing. Specifically, the</p>					

column includes both data (complete) and blanks (incomplete) and the tally at the bottom of the page uses both data and blanks for the report

Review the monthly reports for low birthweight and answer the following questions:

FQ_045	Please confirm the availability of the monthly reports for low birthweight for month 1 to month 3. If available, please record the number of newborns with low birthweight recorded in the monthly reports for month 1 to month 3.	A. Monthly report available				B. Record the number of newborns with low birthweight from the monthly reports (If missing, leave blank)
		Yes, available and complete*	Yes, available but partly**	Yes, available but no data recorded	No	
01	Month 1	1	2	3	4	
02	Month 2	1	2	3	4	
03	Month 3	1	2	3	4	

*COMPLETE means that the monthly report contains the data relevant to the selected data element low birthweight.

**PARTLY means that the monthly report is available, but some information is missing (e.g., disaggregations).

Data completeness

FQ_046	If the source document and/or monthly reports are not completely filled in or not available for low birthweight, in your opinion, what are the possible reasons for the missing data? (ASK EVERY QUESTION) (Check all that apply)	<ol style="list-style-type: none"> 1. Storage or archiving problems 2. Staffing issues 3. Not understanding the data element(s) 4. Presence of other vertical reporting requirements 96. Other (specify) _____
--------	---	---

Discrepancies

FQ_047	If there was a discrepancy observed between the main source document and the monthly reports for low birthweight, in your opinion, what are the reasons for the discrepancy? (ASK EVERY QUESTION) (Check all that apply)	<ol style="list-style-type: none"> 1. Data entry errors 2. Arithmetic errors 3. Information from all source documents not compiled correctly 96. Other (specify) _____
--------	--	--

Early initiation of breastfeeding						
Source documents and reports						
FQ_048	Does this facility report early initiation of breastfeeding data to a reporting system?				1. Yes 2. No → Go to FQ_055	
FQ_049	To which of the following reporting systems does the facility report early initiation of breastfeeding data?					
	1. Routine Health Information Systems (RHIS)				1. Yes	2. No
	2. Program specific reporting system for maternal and child health (MCH)				1. Yes	2. No
	3. NGOs or institutions				1. Yes	2. No
	96. Other reporting system If yes, specify _____				1. Yes	2. No
FQ_050	What is the source document used by this facility for monthly reporting of early initiation of breastfeeding? We are primarily interested in the main document that is used for data collection to compile the report of the total number of newborns with early initiation of breastfeeding at this facility. Typically, the source document is a register with a tally sheet used to aggregate the data from the register. Only use the tally sheet if the register is missing. Please report if any customized documents are used.			1. Labor and delivery register 2. Operation theater register 3. Tally sheets 96. Other (specify) _____		
Review the source document used to compile and summarize information for monthly reporting for early initiation of breastfeeding and answer the following questions:						
FQ_051	Please confirm the availability of the source document for early initiation of breastfeeding for month 1 to month 3 (or for the quarter). If available, please recount the number of newborns with early initiation of breastfeeding recorded in the main source document for month 1 to month 3.		A. Source document available			B. Recount the number of newborns with early initiation of breastfeeding in the source document (If none, enter 0)
			Yes, available and complete*	Yes, available but partly** complete	Yes, available but n data record	No
01	Month 1		1	2	3	4

02	Month 2	1	2	3	4	
03	Month 3	1	2	3	4	
<p>*COMPLETE means that the source document contains the data relevant to the selected data element early initiation of breastfeeding. To check completeness, take the last 50 entries recorded in the register for each reporting period and check if all the data elements relevant to the selected data element early initiation of breastfeeding are filled in. Check the relevant column has data on every row for every woman, and if tally scoring at the bottom of each page is used for reporting purposes, the column data equals the tally score**PARTLY means that the register is available, but some information is missing. Specifically, the column includes both data (complete) and blanks (incomplete) and the tally at the bottom of the page uses both data and blanks for the report</p>						
<p>Review the monthly reports for early initiation of breastfeeding and answer the following questions:</p>						
FQ_052	Please confirm the availability of the monthly reports for early initiation of breastfeeding notified for month 1 to month 3 (or for the quarter). If available, please record the number of newborns with early initiation of breastfeeding recorded in the monthly reports for month 1 to month 3.	A. Monthly report available				B. Record the number of newborns with early initiation of breastfeeding from the monthly reports (If missing, leave blank)
		Yes, available and complete*	Yes, available but partly** complete	Yes, available but no data recorded	No	
01	Month 1	1	2	3	4	
02	Month 2	1	2	3	4	
03	Month 3	1	2	3	4	
<p>*COMPLETE means that the monthly report contains the data relevant to the selected data element early initiation of breastfeeding. **PARTLY means that the monthly report is available, but some information is missing (e.g., disaggregations).</p>						
Data completeness						
FQ_053	<p>If the source document and/or monthly reports are not completely filled in or not available for early initiation of breastfeeding, in your opinion, what are the possible reasons for the missing data?</p> <p>(ASK EVERY QUESTION) (Check all that apply)</p>	<ol style="list-style-type: none"> 1. Storage or archiving problems 2. Staffing issues 3. Not understanding the data element(s) 4. Presence of other vertical reporting requirements 96. Other (specify) <hr style="width: 20%; margin-left: 0;"/>				

Discrepancies		
FQ_054	If there was a discrepancy observed between the main source document and the monthly reports for early initiation of breastfeeding, in your opinion, what are the reasons for the discrepancy? (ASK EVERY QUESTION) (Check all that apply)	1. Data entry errors 2. Arithmetic errors 3. Information from all source documents not compiled correctly 96. Other (specify) _____

Bag-Mask-Ventilation			
Source documents and reports			
FQ_055	Does this facility report bag-mask-ventilation data to a reporting system?	1. Yes 2. No → Go to FQ_55UT	
FQ_056	To which of the following reporting systems does the facility report bag-mask-ventilation data?		
	1. Routine Health Information Systems (RHIS)	1. Yes	2. No
	2. Program specific reporting system for maternal and child health (MCH)	1. Yes	2. No
	3. NGOs or institutions	1. Yes	2. No
	96. Other reporting system If yes, specify _____	1. Yes	2. No
FQ_057	What is the source document used by this facility for monthly reporting of bag-mask-ventilation? We are primarily interested in the main document that is used for data collection to compile the report of the total number of newborns receiving bag-mask-ventilation at birth at this facility. Typically, the source document is a register with a tally sheet used to aggregate the data from the register. Only use the tally sheet if the register is missing. Please report if any customized documents are used.	1. Labor and delivery register 2. Operation theater register 3. Tally sheets 96. Other (specify) _____	
Review the source document used to compile and summarize information for monthly reporting (i.e., register, tally sheet) for bag-mask-ventilation and answer the following questions:			

FQ_058	Please confirm the availability of the source document for bag-mask-ventilation for month 1 to month 3. If available, please recount the number of newborns receiving bag-mask-ventilation recorded in the main source document for month 1 to month 3.	A. Source document available				B. Recount the number of newborns receiving bag-mask-ventilation in the source document (If none, enter 0)
		Yes, available and complete*	Yes, available but partly**	Yes, available but no data recorded	No	
01	Month 1	1	2	3	4	
02	Month 2	1	2	3	4	
03	Month 3	1	2	3	4	
<p>*COMPLETE means that the source document contains the data relevant to the selected data element bag-mask-ventilation. To check completeness, take the last 50 entries recorded in the register for each reporting period and check if all the data elements relevant to the selected data element bag-mask-ventilation are filled in. Check the relevant column has data on every row for every woman, and if tally scoring at the bottom of each page is used for reporting purposes, the column data equals the tally score**PARTLY means that the register is available, but some information is missing. Specifically, the column includes both data (complete) and blanks (incomplete) and the tally at the bottom of the page uses both data and blanks for the report</p>						
Review the monthly reports for bag-mask-ventilation and answer the following questions:						
FQ_059	Please confirm the availability of the monthly reports for bag-mask-ventilation for month 1 to month 3. If available, please record the number of newborns receiving bag-mask-ventilation recorded in the monthly reports for month 1 to month 3.	A. Monthly report available				B. Record the number of newborns receiving bag-mask-ventilation in the monthly reports (If missing, leave blank)
		Yes, available and complete*	Yes, available but partly**	Yes available but no data record	No	
01	Month 1	1	2	3	4	
02	Month 2	1	2	3	4	
03	Month 3	1	2	3	4	
<p>*COMPLETE means that the monthly report contains the data relevant to the selected data element bag-mask-ventilation. **PARTLY means that the monthly report is available, but some information is missing (e.g., disaggregations).</p>						

Data completeness		
FQ_059.5	If the source document and/or monthly reports are not completely filled in or not available for bag-mask-ventilation, in your opinion, what are the possible reasons for the missing data? (ASK EVERY QUESTION) (Check all that apply)	1. Storage or archiving problems 2. Staffing issues 3. Not understanding the data element(s) 4. Presence of other vertical reporting requirements 96. Other (specify) _____

Discrepancies		
FQ_059.6	If there was a discrepancy observed between the main source document and the monthly reports for bag-mask-ventilation, in your opinion, what are the reasons for the discrepancy? (ASK EVERY QUESTION) (Check all that apply)	1. Data entry errors 2. Arithmetic errors 3. Information from all source documents not compiled correctly 96. Other (specify) _____

Uterotonics to prevent postpartum hemorrhage			
Source documents and reports			
FQ_055UT	Does this facility report uterotonics to prevent postpartum hemorrhage data to a reporting system?	1. Yes 2. No → Go to FQ_054KMC	
FQ_056UT	To which of the following reporting systems does the facility report uterotonics to prevent postpartum hemorrhage data?		
	1. Routine Health Information Systems (RHIS)	1. Yes	2. No
	2. Program specific reporting system for maternal and child health (MCH)	1. Yes	2. No
	3. NGOs or institutions	1. Yes	2. No
	96. Other reporting system If yes, specify _____	1. Yes	2. No

FQ_057UT	<p>What is the source document used by this facility for monthly reporting of uterotonics to prevent postpartum hemorrhage?</p> <p>We are primarily interested in the main document that is used for data collection to compile the report of the total number of women receiving uterotonics to prevent postpartum hemorrhage at this facility. Typically, the source document is a register with a tally sheet used to aggregate the data from the register. Only use the tally sheet if the register is missing. Please report if any customized documents are used.</p>	<p>1. Labor and delivery register 2. Operation theater register 3. Tally sheets 96. Other (specify) _____</p>
----------	--	---

Review the source document used to compile and summarize information for monthly reporting (i.e., register, tally sheet) for uterotonics to prevent postpartum hemorrhage and answer the following questions:

FQ_058UT	<p>Please confirm the availability of the source document for uterotonics to prevent postpartum hemorrhage for month 1 to month 3. If available, please recount the number of women receiving uterotonics to prevent postpartum hemorrhage recorded in the main source document for month 1 to month 3.</p>	<p>A. Source document available</p>				<p>B. Recount the number of women receiving uterotonics to prevent postpartum hemorrhage in the source document (If none, enter 0)</p>
		<p>Yes, available and complete*</p>	<p>Yes, available but partly**</p>	<p>Yes, available but no data recorded</p>	<p>No</p>	
01	Month 1	1	2	3	4	
02	Month 2	1	2	3	4	
03	Month 3	1	2	3	4	

*COMPLETE means that the source document contains the data relevant to the selected data element uterotonics to prevent postpartum hemorrhage. To check completeness, take the last 50 entries recorded in the register for each reporting period and check if all the data elements relevant to the selected data element uterotonics to prevent postpartum hemorrhage are filled in. Check the relevant column has data on every row for every woman, and if tally scoring at the bottom of each page is used for reporting purposes, the column data equals the tally score**PARTLY means that the register is available, but some information is missing. Specifically, the column includes both data (complete) and blanks (incomplete) and the tally at the bottom of the page uses both data and blanks for the report

Review the monthly reports for uterotonics to prevent postpartum hemorrhage and answer the following questions:						
FQ_059UT	Please confirm the availability of the monthly reports for uterotonics to prevent postpartum hemorrhage for month 1 to month 3. If available, please record the number of women receiving uterotonics to prevent postpartum hemorrhage recorded in the monthly reports for month 1 to month 3.	A. Monthly report available				B. Record the number of women receiving uterotonics to prevent postpartum hemorrhage in the monthly reports (If missing, leave blank)
		Yes, available and complete*	Yes, available but partly**	Yes, available but no data recorded	No	
01	Month 1	1	2	3	4	
02	Month 2	1	2	3	4	
03	Month 3	1	2	3	4	
<p>*COMPLETE means that the monthly report contains the data relevant to the selected data element uterotonics to prevent postpartum hemorrhage.</p> <p>**PARTLY means that the monthly report is available, but some information is missing (e.g., disaggregations).</p>						

Data completeness		
FQ_059.5UT	<p>If the source document and/or monthly reports are not completely filled in or not available for uterotonics to prevent postpartum hemorrhage, in your opinion, what are the possible reasons for the missing data?</p> <p>(ASK EVERY QUESTION) (Check all that apply)</p>	<ol style="list-style-type: none"> 1. Storage or archiving problems 2. Staffing issues 3. Not understanding the data element(s) 4. Presence of other vertical reporting requirements 96. Other (specify) <p>_____</p>

Discrepancies		
FQ_059.6UT	<p>If there was a discrepancy observed between the main source document and the monthly reports for uterotonics to prevent postpartum hemorrhage, in your opinion, what are the reasons for the discrepancy?</p> <p>(ASK EVERY QUESTION) (Check all that apply)</p>	<ol style="list-style-type: none"> 1. Data entry errors 2. Arithmetic errors 3. Information from all source documents not compiled correctly 96. Other (specify) _____

Newborns initiated on KMC ward			
FQ_054 KMC	Does this facility provide KMC services?	<ol style="list-style-type: none"> 1. Yes 2. No → Go to FQ_054NS 	
Source documents and reports			
FQ_055 KMC	Does this facility report data on newborns initiated on Kangaroo mother care (KMC) to a reporting system?	<ol style="list-style-type: none"> 1. Yes 2. No → Go to FQ_055NS 	
FQ_055.1K MC	Do these reports on newborns initiated on Kangaroo mother care (KMC) include both inborn and outborn babies? (Inborn babies are born in this health facility. Outborn babies are born in another facility or at home and later admitted to this health facility)	<ol style="list-style-type: none"> 1. Inborn and outborn disaggregated 2. Inborn and outborn aggregated together 3. Inborn only 	
FQ_056 KMC	To which of the following reporting systems does the facility report data on newborns initiated on Kangaroo mother care (KMC)?		
	1. Routine Health Information System (RHIS)	1. Yes	2. No
	2. Program specific reporting system for maternal and child health (MCH)	1. Yes	2. No
	3. NGOs or institutions	1. Yes	2. No
	96. Other reporting system If yes, specify _____	1. Yes	2. No

FQ_057 KMC	What is the source document used by this facility for monthly reporting of data on newborns initiated on Kangaroo mother care (KMC)? We are primarily interested in the main document that is used for data collection to compile the total number of newborns initiated on KMC at this facility. Typically, the source document is a register with a tally sheet used to aggregate the data from the register. Only use the tally sheet if the register is missing. Please report if any customized documents are used.	(Numerical codes consistent for all indicators) 4. KMC register 5. Postnatal ward register 6. Neonatal inpatient care register 7. Special care newborn unit/ward (SCNU) register 8. Neonatal intensive care unit (NICU) register 3. Tally sheets 96. Other (specify) _____
---------------	---	--

Review the source document used to compile and summarize information for monthly reporting (i.e., register, tally sheet) for newborns initiated on KMC and answer the following questions:

FQ_058 KMC	Please confirm the availability of the source document for data on newborns initiated on KMC for month 1 to month 3. If available, please recount the number of newborns initiated on KMC in the main source document for month 1 to month 3.	A. Source document available				B. Recount the number of newborns initiated on KMC ward in the source document (If none, enter 0)
		Yes, available and complete*	Yes, available but partly** complete	Ye, availle buto dat recorded	No	
01	Month 1	1	2	3	4	
02	Month 2	1	2	3	4	
03	Month 3	1	2	3	4	

*COMPLETE means that the source document contains the data relevant to the selected data element newborns initiated on KMC. To check completeness, take the last 50 entries recorded in the register for each reporting period and check if all the data elements relevant to the selected data element newborns initiated on KMC are filled in. Check the relevant column has data on every row for every baby, and if tally scoring at the bottom of each page is used for reporting purposes, the column data equals the tally score

**PARTLY means that the register is available, but some information is missing Specifically the column includes both data (complete) and blanks (incomplete) and the tally at the bottom of the page uses both data and blanks for the report

Review the monthly reports on newborns initiated on KMC and answer the following questions:						
FQ_059 KMC	Please confirm the availability of the monthly reports data on newborns initiated on KMC for month 1 to month 3. If available, please record the number of newborns <2000g admitted to a KMC ward recorded in the monthly reports for month 1 to month 3.	A. Monthly report available				B. Record the number of newborns initiated on KMC in the monthly reports (If missing, leave blank)
		Yes, available and complete*	Yes, available but partly**	Yes, available but no data recorded	No	
01	Month 1	1	2	3	4	
02	Month 2	1	2	3	4	
03	Month 3	1	2	3	4	
<p>*COMPLETE means that the monthly report contains the data relevant to the selected data element newborns initiated on KMC.</p> <p>**PARTLY means that the monthly report is available, but some information is missing (e.g., disaggregations).</p>						

Data completeness		
FQ_059.5 KMC	<p>If the source document and/or monthly reports are not completely filled in or not available for newborns initiated on KMC, in your opinion, what are the possible reasons for the missing data?</p> <p>(ASK EVERY QUESTION) (Check all that apply)</p>	<ol style="list-style-type: none"> 1. Storage or archiving problems 2. Staffing issues 3. Not understanding the data element(s) 4. Presence of other vertical reporting requirements 96. Other (specify) _____

Discrepancies		
FQ_059.6 KMC	<p>If there was a discrepancy observed between the main source document and the monthly reports for newborns initiated on KMC, in your opinion, what are the reasons for the discrepancy?</p> <p>(ASK EVERY QUESTION) (Check all that apply)</p>	<ol style="list-style-type: none"> 1. Data entry errors 2. Arithmetic errors 3. Information from all source documents not compiled correctly 96. Other (specify) _____

Neonatal sepsis/infection			
FQ_054NS	Does this facility provide newborn inpatient services?	1. Yes 2. No → Go to FQ_055ND	
Source documents and reports			
FQ_055NS	Does this facility report newborns treated for neonatal sepsis/infection data to a reporting system?	1. Yes 2. No → Go to FQ_055ND	
FQ_055.1NS	Do these reports on neonatal sepsis/infection include both inborn and outborn babies? (Inborn babies are born in this health facility. Outborn babies are born in another facility or at home and later admitted to this health facility)	1. Inborn and outborn disaggregated 2. Inborn and outborn aggregated together 3. Inborn only	
FQ_056NS	To which of the following reporting systems does the facility report newborns treated for neonatal sepsis/infection data?		
	1. Routine Health Information Systems (RHIS)	1. Yes	2. No
	2. Program specific reporting system for maternal and child health (MCH)	1. Yes	2. No
	3. NGOs or institutions	1. Yes	2. No
	96. Other reporting system If yes, specify _____	1. Yes	2. No
FQ_057NS	What is the source document used by this facility for monthly reporting of newborns treated for neonatal sepsis/infection? We are primarily interested in the main document that is used for data collection to compile the total number of newborns treated for neonatal sepsis/infection at this facility. Typically, the source document is a register with a tally sheet used to aggregate the data from the register. Only use the tally sheet if the register is missing. Please report if any customized documents are used.	(Numerical codes consistent for all indicators) 6. Neonatal inpatient care register 5. Postnatal ward register 4. KMC register 7. Special care newborn unit/ward (SCNU) register 8. Neonatal intensive care unit (NICU) register 3. Tally sheets 96. Other (specify) _____	
Review the source document used to compile and summarize information for monthly reporting (i.e., register, tally sheet) for newborns treated for neonatal sepsis/infection and answer the following questions:			

FQ_058NS	Please confirm the availability of the source document neonatal sepsis/infection for month 1 to month 3. If available, please recount the number of newborns treated for neonatal sepsis/infection recorded in the main source document for month 1 to month 3.	A. Source document available				B. Recount the number of newborns treated for neonatal sepsis/infection in the source document (If none, enter 0)
		Yes, available and complete*	Yes, available but partly**	Yes, available but no data recorded	No	
01	Month 1	1	2	3	4	
02	Month 2	1	2	3	4	
03	Month 3	1	2	3	4	
<p>*COMPLETE means that the source document contains the data relevant to the selected data element neonatal sepsis. To check completeness, take the last 50 entries recorded in the register for each reporting period and check if all the data elements relevant to the selected data element newborns treated for neonatal sepsis/infection are filled in. Check the relevant column has data on every row for every baby, and if tally scoring at the bottom of each page is used for reporting purposes, the column data equals the tally score</p> <p>**PARTLY means that the register is available, but some information is missing. Specifically, the column includes both data (complete) and blanks (incomplete) and the tally at the bottom of the page uses both data and blanks for the report.</p>						
Review the monthly reports for newborns treated for neonatal sepsis/infection and answer the following questions:						
FQ_059NS	Please confirm the availability of the monthly reports for neonatal sepsis/infection for month 1 to month 3. If available, please record the number of newborns treated for neonatal sepsis/infection recorded in the monthly reports for month 1 to month 3.	A. Monthly report available				B. Record the number of newborns treated for neonatal sepsis/infection in the monthly reports (If missing, leave blank)
		Yes, available and complete*	Yes, available but partly**	Yes, available but no data recorded	No	

01	Month 1	1	2	3	4	
02	Month 2	1	2	3	4	
03	Month 3	1	2	3	4	
<p>*COMPLETE means that the monthly report contains the data relevant to the selected data element newborns treated for neonatal sepsis/infection.</p> <p>**PARTLY means that the monthly report is available, but some information is missing (e.g., disaggregations).</p>						

Data completeness		
FQ_059.5NS	<p>If the source document and/or monthly reports are not completely filled in or not available for newborns treated for neonatal sepsis/infection, in your opinion, what are the possible reasons for the missing data?</p> <p>(ASK EVERY QUESTION) (Check all that apply)</p>	<ol style="list-style-type: none"> 1. Storage or archiving problems 2. Staffing issues 3. Not understanding the data element(s) 4. Presence of other vertical reporting requirements 96. Other (specify) <hr/>

Discrepancies		
FQ_059.6NS	<p>If there was a discrepancy observed between the main source document and the monthly reports for newborns treated for neonatal sepsis/infection, in your opinion, what are the reasons for the discrepancy?</p> <p>(ASK EVERY QUESTION) (Check all that apply)</p>	<ol style="list-style-type: none"> 1. Data entry errors 2. Arithmetic errors 3. Information from all source documents not compiled correctly 96. Other (specify) <hr/>

Institutional neonatal death		
Source documents and reports		
FQ_055ND	<p>Does this facility report institutional neonatal death data to a reporting system? (This could include deaths on labor ward, KMC ward or corner, and/or operating theater?)</p>	<ol style="list-style-type: none"> 1. Yes 2. No → Go to FQ_060
FQ_055.1ND	<p>Do these reports on institutional neonatal deaths include both inborn and outborn babies? (Inborn babies are born in this health facility. Outborn babies are born in another facility or at home and later admitted to this health facility)</p>	<ol style="list-style-type: none"> 1. Inborn and outborn disaggregated 2. Inborn and outborn aggregated together 3. Inborn only

FQ_056ND	To which of the following reporting systems does the facility report institutional neonatal death data?						
	1. Routine Health Information Systems (RHIS)			1. Yes	2. No		
	2. Program specific reporting system for maternal and child health (MCH)			1. Yes	2. No		
	3. NGOs or institutions			1. Yes	2. No		
	96. Other reporting system If yes, specify _____			1. Yes	2. No		
FQ_057ND	<p>What is the source document used by this facility for monthly reporting of institutional neonatal deaths?</p> <p>We are primarily interested in the main document that is used for data collection to compile the total number of institutional neonatal deaths at this facility. Typically, the source document is one or more registers with a tally sheet used to aggregate the data from the register(s). Only use the tally sheet if the register(s) are missing. Please report if any customized documents are used.</p>			<p>(Numerical codes consistent for all indicators)</p> <p>9. Death register.</p> <p>1. Labor and delivery register</p> <p>2. Operation theater register</p> <p>5. Postnatal ward register</p> <p>6. Neonatal inpatient care register</p> <p>7. Special care newborn unit/ward (SCNU) register</p> <p>8. Neonatal intensive care unit (NICU) register</p> <p>3. Tally sheets</p> <p>96. Other (specify) _____</p>			
Review the source document used to compile and summarize information for monthly reporting (i.e., register, tally sheet) for institutional neonatal deaths and answer the following questions:							
FQ_058ND	<p>Please confirm the availability of the source document for institutional neonatal deaths for month 1 to month 3. If available, please recount the number of institutional neonatal deaths recorded in the main source document for month 1 to month 3.</p>		<p>A. Source document available</p>			<p>B. Recount the number of institutional neonatal deaths in the source document (If none, enter 0)</p>	
			<p>Yes, available and complete*</p>	<p>Yes, available but partly** complete</p>	<p>Ye, availle but noata recoded</p>	<p>No</p>	
01	Month 1		1	2	3	4	
02	Month 2		1	2	3	4	
03	Month 3		1	2	3	4	

<p>*COMPLETE means that the source document contains the data relevant to the selected data element institutional neonatal deaths. To check completeness, take the last 50 entries recorded in the register for each reporting period and check if all the data elements relevant to the selected data element institutional neonatal deaths are filled in. Check the relevant column has data on every row for every baby, and if tally scoring at the bottom of each page is used for reporting purposes, the column data equals the tally score**PARTLY means that the register is available, but some information is missing Specifically the column includes both data (complete) and blanks (incomplete) and the tally at the bottom of the page uses both data and blanks for the report</p>						
<p>Review the monthly reports for institutional neonatal deaths and answer the following questions:</p>						
FQ_059ND	<p>Please confirm the availability of the monthly reports for institutional neonatal deaths for month 1 to month 3. If available, please record the number of institutional neonatal deaths recorded in the monthly reports for month 1 to month 3.</p>	<p>A. Monthly report available</p>				<p>B. Record the number of institutional neonatal deaths in the monthly reports (If missing, leave blank)</p>
		<p>Yes, available and complete*</p>	<p>Yes, available but partly** complete</p>	<p>Yes, available but no data recorded</p>	<p>No</p>	
01	Month 1	1	2	3	4	
02	Month 2	1	2	3	4	
03	Month 3	1	2	3	4	
<p>*COMPLETE means that the monthly report contains the data relevant to the selected data element institutional neonatal deaths. **PARTLY means that the monthly report is available, but some information is missing (e.g., disaggregations).</p>						

Data completeness		
FQ_059.5ND	<p>If the source document and/or monthly reports are not completely filled in or not available for institutional neonatal deaths, in your opinion, what are the possible reasons for the missing data?</p> <p>(ASK EVERY QUESTION) (Check all that apply)</p>	<p>1. Storage or archiving problems 2. Staffing issues 3. Not understanding the data element(s) 4. Presence of other vertical reporting requirements 96. Other (specify) _____</p>

Discrepancies		
FQ_059.6ND	<p>If there was a discrepancy observed between the main source document and the monthly reports for institutional neonatal deaths, in your opinion, what are the reasons for the discrepancy?</p> <p>(ASK EVERY QUESTION) (Check all that apply)</p>	<p>1. Data entry errors 2. Arithmetic errors 3. Information from all source documents not compiled correctly 96. Other (specify) _____</p>

Report timeliness			
FQ_060	1. Is there a deadline for submission of the monthly RHIS report by the health facilities?	1. Yes 2. No → Go to FQ_063	
	2. If yes, what is the deadline? Reporting deadline: _____		
FQ_061	Does the health facility record the dates of submission of monthly RHIS reports to the district? (SEE REGISTER/COMPUTER)	1. Yes, observed 2. No → Go to FQ_063	
FQ_062	If yes, are the RHIS monthly reports submitted on time (before or on the deadline)? (REVIEW THE RECORDS AND CHECK THE DATES OF SUBMISSION FOR THE THREE REVIEW MONTHS)		
	Month 1	1. Yes, observed	2. No
	Month 2	1. Yes, observed	2. No
	Month 3	1. Yes, observed	2. No

Data quality assessment mechanism		
FQ_063	Does the health facility have written instructions/guidelines on how to perform a data quality review or data quality check? (OBSERVE)	1. Yes, observed 2. No
FQ_064	Does the health facility conduct regular data accuracy checks (data quality self-assessment)?	1. Yes 2. No → Go to FQ_068
FQ_065	If yes, does the health facility have access to data quality self-assessment tools (paper or electronic)? (OBSERVE)	1. Yes, observed 2. No
FQ_066	Does the health facility maintain a record of health facility data accuracy self-assessments conducted in the past three months? (OBSERVE)	1. Yes, observed 2. No
FQ_067	Does the health facility maintain records of feedback to staff on data quality self-assessment findings? (OBSERVE)	1. Yes, observed 2. No

FQ_067.1	Does the electronic RHIS program (e.g., DHIS2) have embedded data quality application (e.g., DHIS2 WHO Data Quality tool)? (OBSERVE)	1. Yes 2. No
FQ_067.2	Do users in this health facility have access to the embedded data quality application (e.g., DHIS2 WHO Data Quality Tool)?	1. Yes, observed 2. No
FQ_067.3	Are the data quality outputs regularly generated and used (e.g., data are discussed regularly in meetings, actions agreed etc.)? (OBSERVE)	1. Yes, observed 2. No
FQ_067.4	What other processes currently exist to investigate data quality issues for RHIS data in general and specifically for newborn and stillbirth data?	Describe:

Data processing and analysis					
FQ_068	Does the health facility use an electronic database/system to enter and analyze routine health data?	1. Yes, observed 2. No → Go to FQ_070			
FQ_069	If yes, indicate the type of electronic system used for routine data entry and analysis.				
	Electronic system	A. For data entry		B. For data analysis	
		1. Yes, observed	2. No	1. Yes, observed	2. No
	1. National open-source data processing system (e.g., DHIS 2)				
	2. National proprietary software				
	3. Excel-based spreadsheet				
	4. Access-based data processing module				
	96. Other (specify) _____				
FQ_070	Ask relevant staff in the health facility office to show up to date (i.e., not more than one year old) reports, documents, and/or displays that contain the following. The assessor should record the observations accordingly.				
	A. Aggregated/summary RHIS report for newborn and stillbirth data within the past three months. (OBSERVE)	1. Yes, observed 2. No			
	B. Demographic data on the catchment population of the health facility for calculating newborn and stillbirth impact indicators (e.g., neonatal mortality rate, stillbirth rate, low birthweight rate). (OBSERVE)	1. Yes, observed 2. No			
	C. Indicators for impact (e.g., neonatal mortality rate, stillbirth rate, low birthweight rate) calculated for the health facility catchment area within the past three months. (OBSERVE)	1. Yes, observed 2. No			
	D. Comparisons between health facility and district/national targets for newborns and stillbirths. (OBSERVE)	1. Yes, observed 2. No			

	<p>E. Comparisons of data over time, i.e., monitoring trends for impact indicators (e.g., neonatal mortality rate, stillbirth rate, low birthweight rate). (OBSERVE)</p>	<p>1. Yes, observed 2. No</p>
	<p>F. Comparisons of sex-disaggregated data (e.g., for neonatal mortality rate, stillbirth rate, low birthweight rate). (OBSERVE)</p>	<p>1. Yes, observed 2. No</p>
	<p>G. Comparisons of service coverage (e.g., early initiation of breastfeeding, Kangaroo mother care (KMC)). (OBSERVE)</p>	<p>1. Yes, observed 2. No</p>

Part 2. Use of Information: Health Facility Assessment Form

Information use guidelines and strategic documents		
FU_001	Are there written national/regional guidelines on RHIS information display and use at health facilities? (OBSERVE)	1. Yes, copies available at the health facility 2. Yes, but copy not available at the health facility 3. No
FU_002	Does the health facility have copies of the national/district strategic plans, health facility annual plans, and/or health facility performance targets? (OBSERVE)	1. Yes, copies available at the health facility 2. Yes, but copy not available at the health facility 3. No

Data visualization		
FU_003	Does the health facility prepare data visuals (graphs, tables, maps, etc.) showing achievements toward targets (indicators, geographic and/or temporal trends, and situation data)? (OBSERVE)	1. Yes, paper or electronic copies of data visuals observed at the health facility 2. No → Go to FU_005
FU_004	If yes, what type of information is captured in the data visuals? (OBSERVE)	
	1. Maternal health care	1. Yes, observed 2. No
	2. Neonatal and child health care (other than EPI)	1. Yes, observed 2. No
	3. Top causes of neonatal mortality (e.g., preterm, birth asphyxia, sepsis etc.) and morbidity (e.g., low birthweight etc.)	1. Yes, observed 2. No
	96. Other (specify) _____	1. Yes, observed 2. No

RHIS analytic report production		
FU_005	Does the health facility have access to analyzed RHIS data (e.g., summary tables, charts, maps)? (OBSERVE)	1. Yes, observed 2. No
FU_006	Does the health facility produce any report or bulletin (annual, quarterly, etc.) based on an analysis of RHIS data? (OBSERVE) <i>(Excluding the monthly summary/aggregate reports submitted to the higher level)</i>	1. Yes, observed 2. No → Go to FU_009

FU_007	If yes, list the reports, indicating the frequency of the reports and the number of times the reports were actually issued in the past 12 months (OBSERVE)			
	A. Title of the report/bulletin	B. Number of times this report is supposed to be issued per year	C. Number of times this report was actually issued in the past 12 months	D. Target audience of the report (e.g., MOH, civil administration, parliament, community forums, general population)
01				
02				
03				
FU_008	Do any of these reports and/or bulletins contain discussions and decisions/recommendations based on key performance targets and based on RHIS data, such as: (OBSERVE)			
	1. Coverage of service (e.g., early initiation of breastfeeding, KMC, etc.)		1. Yes, observed	2. No
	2. Hospital/health center performance indicators related to newborn care and preventing stillbirth		1. Yes, observed	2. No
	3. Top causes of neonatal mortality (e.g., preterm, birth asphyxia, sepsis, etc.) and morbidity (e.g., low birthweight, etc.)		1. Yes, observed	2. No
	4. Identification of emerging issues/epidemics		1. Yes, observed	2. No
	5. Medicine stockout related to newborn care and preventing stillbirth		1. Yes, observed	2. No
	6. Human resource management related to newborn care and preventing stillbirth		1. Yes, observed	2. No
	7. Sex-disaggregated data e.g., newborn mortality rate, stillbirth rate, low birthweight rate		1. Yes, observed	2. No

Feedback to health facilities		
FU_009	Did the health facility receive feedback reports from the district office/MOH based on RHIS information for newborns and stillbirths in the past three months? (OBSERVE THE REPORT AND CHECK THE DATE)	1. Yes, observed 2. No → Go to FU_011
FU_010	If yes, indicate the types of feedback reports:	
	A. Feedback on newborn and stillbirth data quality (including data accuracy, reporting timeliness, and/or report completeness) (OBSERVE)	1. Yes, observed 2. No

	B. Feedback on service performance based on reported newborn and stillbirth RHIS data (e.g., appreciation/acknowledgement of good performance; resource allocation/mobilization) (OBSERVE)	1. Yes, observed 2. No
--	---	---------------------------

Routine decision making forums and processes at the health facility		
FU_011	Does the health facility have a performance monitoring or management team that includes care for newborns and preventing stillbirths?	1. Yes 2. No
FU_012	Does the health facility have routine team meetings for performance monitoring and/or management that includes care for newborns and preventing stillbirths?	1. Yes 2. No → Go to FU_019
FU_013	If yes, how often are the performance review/management meetings supposed to take place?	1. Weekly 2. Monthly 3. Quarterly 4. Biannually 5. Annually 6. No schedule
FU_014	How many times did the performance monitoring/management meetings that include care for newborns and preventing stillbirths take place during the past three months? (OBSERVE THE REPORT AND CHECK THE DATE)	1. More than four times 2. Four times 3. Three times 4. Two times 5. One time 6. Not once
FU_015	Were minutes of performance monitoring/management meetings maintained for the three review months of _____ to _____? (OBSERVE THE REPORT AND CHECK THE DATE)	1. Yes, observed 2. No → Go to FU_019
FU_016	If yes, please check the performance monitoring/management meeting records for the selected months and determine if the following topics were discussed:	
A	Did they have discussions on RHIS management, such as newborn/stillbirth data quality, completeness, or timeliness of reporting?	1. Yes, observed 2. No → Go to FU_016D
B	If yes, have they made any decisions based on the discussions on newborn/stillbirth RHIS-related issues (including no interventions required at this time)?	1. Yes, observed 2. No → Go to FU_016D
C	If yes, has any follow-up action taken place on the decisions made during the previous meetings on newborn/stillbirth RHIS-related issues (e.g., referring RHIS-related issues/problems for solution to the higher level)?	1. Yes, observed 2. No
D	Were discussions held to review key performance targets (tracking progress against targets) based on newborn/stillbirth RHIS data, such as: (OBSERVE THE REPORT AND CHECK THE DATE)	
	1. Coverage of services (e.g., early initiation of breastfeeding, Kangaroo mother care (KMC), etc.)	1. Yes, observed 2. No
		If all are No → Go to FU_018

	2. Hospital/health center performance indicators for newborns and stillbirths	1. Yes, observed 2. No	
	3. Top causes of neonatal mortality (e.g., preterm, birth asphyxia, sepsis etc.) and morbidity (e.g., low birthweight, etc.)	1. Yes, observed 2. No	
	4. Identification of emerging issues/epidemics	1. Yes, observed 2. No	
	5. Commodity stockouts for newborn care and preventing stillbirths	1. Yes, observed 2. No	
	6. Human resource management related to newborn care and preventing stillbirths.	1. Yes, observed 2. No	
	7. Sex disaggregated data e.g., newborn mortality rate, stillbirth rate, low birthweight rate	1. Yes, observed 2. No	
E	<p>If yes, pick one discussion topic for which performance was reviewed using RHIS data. Record the decisions and the follow-on discussion on that topic in the subsequent meeting minutes. Use this section to prepare a qualitative report on instances of RHIS information use.</p> <hr/> <hr/> <hr/> <hr/> <hr/> <hr/> <hr/> <hr/>		
FU_017	<p>Were any decisions made based on the discussions of the health facility's performance for newborn care and preventing stillbirths? Such as: (OBSERVE THE REPORT AND CHECK THE DATE)</p>		
	1. Formulation of plans for newborn care and preventing stillbirths	1. Yes, observed	2. No
	2. Budget preparation for newborn care and preventing stillbirths	1. Yes, observed	2. No

	3. Budget reallocation for newborn care and preventing stillbirths	1. Yes, observed	2. No
	4. Medicine supply and drug management for newborn care and preventing stillbirths	1. Yes, observed	2. No
	5. Human resource management (training, reallocation, etc.) for newborn care and preventing stillbirths	1. Yes, observed	2. No
	6. Advocacy for policy, programmatic, or strategic decisions from higher levels for newborn care and preventing stillbirths	1. Yes, observed	2. No
	7. Promotion of service quality/improvement for newborn care and preventing stillbirths	1. Yes, observed	2. No
	8. Reducing the gender gap in the provision of health services for newborn care and preventing stillbirths	1. Yes, observed	2. No
	9. No action required at this time for newborn care and preventing stillbirths	1. Yes, observed	2. No
FU_018	Were the performance review/management meeting minutes relating to newborn care and preventing stillbirth circulated to all members? (Ask to see a distribution list and ask members of list whether received or not)	1. Yes, observed	2. No

Annual planning			
FU_019	Does the health facility have an annual plan for the current year? (OBSERVE THE REPORT AND CHECK THE DATE)	1. Yes 2. No → Go to FU_022	
FU_020	If yes, does that annual plan use data from the RHIS for problem identification and/or target setting for newborn care and preventing stillbirth? (OBSERVE)	1. Yes 2. No	
FU_021	Does the annual plan contain activities and/or targets related to improving or addressing any of the following? (OBSERVE)		
	1. Coverage of services (e.g., early initiation of breastfeeding, Kangaroo mother care (KMC), etc.)	1. Yes, observed	2. No
	2. Hospital/health center performance for newborn care and preventing stillbirth	1. Yes, observed	2. No
	3. Top causes of neonatal mortality (e.g., preterm, birth asphyxia, sepsis, etc.) and morbidity (e.g., low birthweight, etc.)	1. Yes, observed	2. No
	4. Emerging issues/epidemics	1. Yes, observed	2. No
	5. Commodity stockouts related to newborn care and preventing stillbirths	1. Yes, observed	2. No
	6. Human resource management related to newborn care and preventing stillbirths	1. Yes, observed	2. No

	7. Gender disparity in health services coverage related to newborn care and preventing stillbirths	1. Yes, observed	2. No
--	--	------------------	-------

Supervision by the district		
FU_022	How many times did the district supervisor responsible for newborn and maternal care visit your health facility over the past three months?	1. More than four times 2. Four times 3. Three times 4. Two times 5. One time 6. Not once → Go to FU_028
FU_023	Did the supervisor check the newborn and stillbirth data quality?	1. Yes 2. No → Go to FU_025
FU_024	If yes, did the supervisor use a checklist to assess the newborn and stillbirth data quality?	1. Yes 2. No
FU_025	During the visit, did the district supervisor discuss your health facility's performance based on the newborn and stillbirth RHIS information?	1. Yes 2. No → Go to FU_027
FU_026	If yes, did the supervisor help you make a decision or take corrective action for newborns and stillbirths based on the discussion?	1. Yes 2. No
FU_027	Did the supervisor send a report/written feedback on the past supervisory visit(s)? (OBSERVE)	1. Yes, observed 2. No
FU_027.1	Based on your experience, do you feel that any improvement is needed for the supportive supervision process for newborn and stillbirth data?	1. No improvement needed → Go to FU_028 2. Some improvement needed 3. Major improvement needed
FU_027.2	Please describe any improvements to the supportive supervision for newborn and stillbirth data you would like to see	Describe
FU_027.3	What do you suggest specifically to improve supportive supervision for newborn and stillbirth data?	Describe

Data dissemination outside health sector		
FU_028	Does the health facility have to submit/present performance reports for newborns and preventing stillbirths to a council of public representatives/civil administration?	1. Yes 2. No → Go to FU_031
FU_029	If yes, did the health facility submit/present health sector performance reports for newborns and preventing stillbirths to a council of public representatives /civil administration in the past 12 months? (OBSERVE THE REPORT AND CHECK THE DATE)	1. Yes, observed 2. No → Go to FU_031

FU_030	If yes, do those reports/presentations use newborn and stillbirth data from the RHIS to assess the health sector's progress? (OBSERVE)	1. Yes, observed 2. No
FU_031	Is there a website updated at least annually for accessing the health facility's newborn and stillbirth RHIS data by the general public? (OBSERVE)	1. Yes, observed 2. No
FU_031.1	Is there an online social media site updated at least annually for accessing the health facility's newborn and stillbirth RHIS data by the general public? (OBSERVE)	1. Yes, observed 2. No
FU_032	Are health facility performance data for newborns and stillbirths shared with the general public via bulletin boards, chalkboards, and/or local publications? (OBSERVE)	1. Yes, observed 2. No

USER PERSPECTIVE OF RHIS (data improvement, barriers enablers, COVID-19, etc.)		
FQ_113.1.1	Do you feel that any improvement is needed for RHIS for newborn and stillbirth data, based on your experience?	1. No improvement needed → Go to FQ_113.1.4 2. Some improvement needed 3. Major improvement needed
FQ_113.1.2	Please describe any improvements you would like to see.	Describe
FQ_113.1.3	What do you suggest specifically to improve newborn and stillbirth data quality and use?	Describe
FQ_113.1.4	What are the barriers and enablers to improving newborn and stillbirth data quality and use based on your experience?	Describe
FQ_113.1.5	In your role, which newborns and stillbirth data do you need for decision making?	Describe
FQ_113.1.6	To enable use of data for decision making, in your opinion, which newborn and stillbirth data should be routinely reported through Routine Health Information Systems (RHIS) and which should come from other sources (e.g. special surveys, special studies, health facility assessments etc.?)	Describe
FQ_113.1.7	Can you describe the plans for when and how routine registers and tools for newborn and stillbirth data in your setting will next be updated?	Describe
FQ_113.1.8	Were you invited to contribute to the revision of routine registers and tools for newborn and stillbirth data when they were last updated?	1. Yes 2. No → Go to FQ_113.2.1

FQ_113.1.9	Describe how you contributed to the previous revision of routine registers and tools for newborn and stillbirth data	Describe
FQ_113.2.1	Have you ever heard of health or routine data professionals intentionally manipulating or falsifying newborn and stillbirth data?	1. Yes 2. No → Go to FQ_113.3.1
FQ_113.2.2	How often do you think this might happen?	1. Not often 2. Often 3. Very often
FQ_113.2.3	Can you describe what system and individual incentives might lead to intentional manipulation or falsification of newborn or stillbirth data?	
FQ_113.3.1	In your experience was there any effect of the COVID-19 pandemic on RHIS for newborn and stillbirth data?	1. No effect → Go to FQ_113.3.3 2. Some effect 3. Major effect
FQ_113.3.2	What was the effect of the COVID-19 pandemic on newborn and stillbirth RHIS data?	Describe
FQ_113.3.3	Can you describe how you solved any potential or actual COVID-19 challenges to newborn and stillbirth RHIS data?	Describe
FQ_113.4.1	Any other relevant information to share/ field notes for this EN-MINI-PRISM Tool 2B data collection episode?	Describe

FQ_114b	Survey end time (Use the 24-hour clock system, e.g., 14:30)	<input type="text"/> <input type="text"/> : <input type="text"/> <input type="text"/>
---------	--	---

Every Newborn-Measurement Improvement for
Newborn & Stillbirth Indicators EN-MINI-PRISM
Tools for Routine Health Information Systems

Electronic RHIS Assessment
EN-MINI-PRISM Tool 3



February 2023 Version 2.0

Electronic RHIS Assessment EN-MINI-PRISM Tool 3

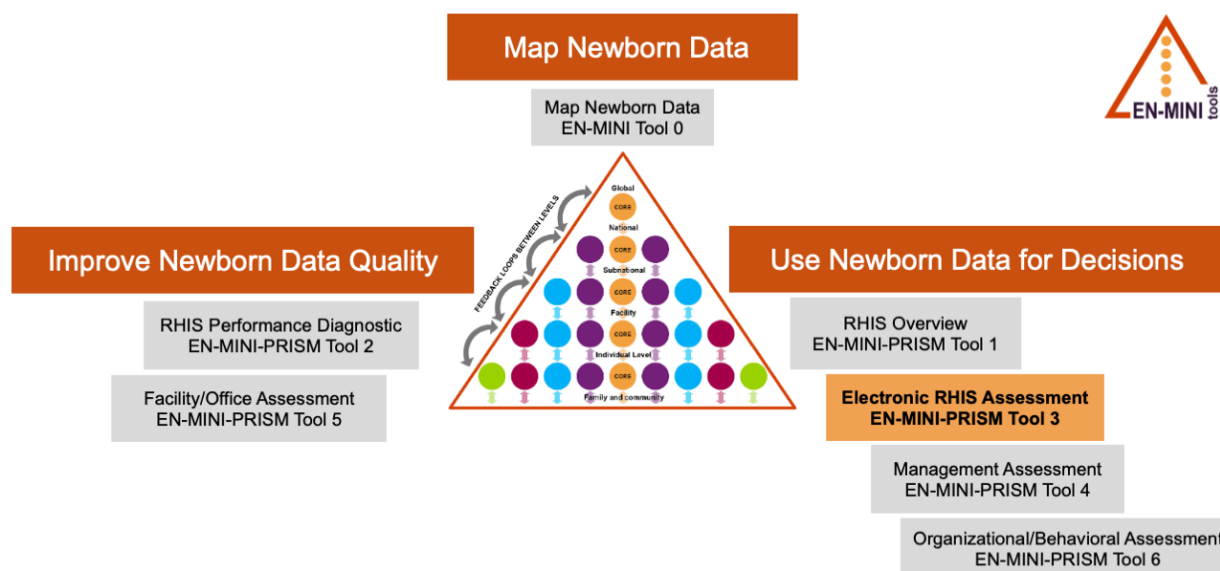
Introduction

EN-MINI-PRISM Tool 3 examines the functionality and user-friendliness of the technology employed for generating, processing, analyzing, and using routine health data.

The relationship of EN-MINI-PRISM Tool 3 to the full set of EN-MINI tools is shown in Figure 5.

An individual tool version of EN-MINI-PRISM Tool 3 is available as [a separate document here](#).

Figure 5. EN-MINI Tools



Adapted from: Day LT, Moran AC, Jackson D, et al. (2019). Survive and Thrive: Transforming care for every small and sick newborn. Chapter 5, Figure 5.1. Geneva, Switzerland.

Data Requirements, Collection, and Management and Analysis

Data Entry Platform

EN-MINI-PRISM Tool 3 has been set up for direct digital data collection using SurveyCTO and standardized automated analysis. Please see [the EN-MINI website](#) (<https://www.data4impactproject.org/en-mini-tools/>) for further details.

Purpose

With technological advancements in HIS, electronic health information systems are an essential component of routine health data processing, dissemination, and use. The focus of this tool is the assessment of an electronic RHIS (eRHIS) that is used mainly for capturing and processing aggregate-level routine health data. The purpose of this tool is to:

1. Assess how well the eRHIS is designed in the context of the desired tasks that the system is expected to perform (system functionality).
2. Assess how well staff are able to use the eRHIS to carry out those functions or tasks (system usability).

Summary of Information Collected Using the Electronic RHIS Functionality/Usability Assessment Tool

This assessment tool collects information on whether the eRHIS can perform the desired RHIS functions, and whether the RHIS staff are able to carry out those functions. The functions are:

- Use of unique identifiers for health facilities and health administrative units (e.g., a master facility list [MFL])
- Aggregate report generation
- Coverage calculation using population estimates
- Data integration
- Data disaggregation by age and sex
- Data analysis and visualization

Data Collection Methods

The functionality of the eRHIS is assessed at the central level against the functions desired/intended by the MOH or other relevant authority. The eRHIS functions are examined by experts against relevant documents that describe the conceptual design of the electronic system(s). The questions in this assessment tool are generic—for any electronic RHIS—and can be customized accordingly.

The usability of the eRHIS is assessed at the district/regional/central, and health facility levels, where staff use the eRHIS for data entry, aggregation, transmission, and analysis. Data on usability are collected through systematic observation of a set of relevant tasks carried out by the RHIS staff at the regional, district, and health facility levels using the electronic system.

Electronic RHIS Assessment EN-MINI-PRISM Tool 3: Data Collection

Part 1. Functionality

The functionality of the electronic RHIS (eRHIS) for **newborn/stillbirth** data should be assessed at one location only and against the functions desired/intended by the MOH. Check if any document is available that describes the conceptual design of the electronic systems in terms of functions. The assessment questions below are generic for any eRHIS and may be customized accordingly.

Survey facilitator		
ESF_101	Survey date	
ESF_102	Facilitator name	
ESF_103	Facilitator code <i>Enter your 2-character identifier.</i>	<input type="text"/> <input type="text"/>
Unit identification		
ESF_104	Administrative level <i>(Country-specific: adapt to the local country context and health system structure)</i>	7. Regional/provincial health office 8. Central MOH
ESF_104.1	Country Enter the alphanumeric code that identifies	
ESF_105	Central/region/state/province <i>Enter the alphanumeric code that identifies this level.</i>	<input type="text"/> <input type="text"/>
ESF_105.1	District Enter the alphanumeric code that identifies this district.	<input type="text"/> <input type="text"/>
ESF_106	Unit name	
ESF_107	Location of the unit <i>Write the name of the town/city/village</i>	
Informed consent		
<p>Read the following text to the manager or person in charge of the central/regional/provincial RHIS unit:</p> <p>Good day! My name is _____. We are here on behalf of [IMPLEMENTING AGENCY] conducting a survey to help the government know more about the performance of the routine health information system for newborn and stillbirth data in [COUNTRY].</p> <p>Your unit was selected to participate in this study. We will be asking you questions about various health services and routine reporting. This information may be used by [MOH AND/OR IMPLEMENTING AGENCY], organizations supporting health services, and researchers to plan service improvements or to conduct more studies of health services.</p> <p>Neither your name nor the names of any other respondent participating in this study will be included in the data set or in any report. However, there is a small chance that any of these respondents may be identified later. Nevertheless, we are asking your help to ensure that the information we collect is accurate.</p>		

You may refuse to answer any question or choose to stop the interview at any time. However, we hope you will answer all of the questions which will benefit the clients you serve and the nation.

If there are questions that would be more accurately answered by someone better informed of any specifics we ask about, we would appreciate if you would introduce us to that person to help us collect any missing or incomplete information.

At this point, do you have any questions about the study? Do I have your agreement to proceed?

_____ / _____ / _____
 INTERVIEWER'S SIGNATURE INDICATING CONSENT OBTAINED DAY MONTH YEAR

ESF_107.1	Signed the consent form	1. Yes	2. No → End survey
ESF_108	May I begin the interview?	1. Yes	2. No → End survey
ESF_109	Survey start time (Use the 24-hour clock system, e.g., 14:30)	<input type="text"/>	: <input type="text"/>
ESF_110	Name of the electronic system: _____		

RHIS reporting					
ESF_010	Does the RHIS software allow users to determine the number and percentage of monthly reports for newborn and stillbirth data received out of the total number of expected reports over the last one year? (OBSERVE)			1. Yes 2. No	
ESF_011	Does the system allow users to analyze the trend in reporting completeness for newborn and stillbirth data for a year by facility? (Does the system enable users to identify which health facility has recurring reporting problems?) (OBSERVE)			1. Yes 2. No	
ESF_012	Does the system allow users to determine the number and percentage of reports for newborn and stillbirth data that were received on time over the last one year? (OBSERVE)			1. Yes 2. No	
ESF_013	Does the RHIS software generate newborn and stillbirth indicator summary reports for the different levels and periods? (OBSERVE AND SELECT ACCORDINGLY)				
	Levels:	A. Monthly	B. Quarterly	C. Annually	D. Customized reporting period
	1. National				
	2. Regional				
	3. District				
	4. Health facility				

	5. Community-level service delivery point (SDP)				
--	---	--	--	--	--

Population estimates and coverage calculation		
Note indicator numbering: 1 and 2 consistent with original PRISM tools and indicators 4-17 specific for EN-MINI-Tools adaptation		
ESF_014	Does the RHIS software have population estimates to calculate denominators for newborn and stillbirth indicators?	1. Yes 2. No
ESF_015	Can the system calculate coverages for (definitions of these indicators are in EN-MINI Tool 0):	
	1. Antenatal care first visit (ANC1) (OBSERVE)	1. Yes, observed 2. No
	2. Deliveries at health facilities (OBSERVE)	1. Yes, observed 2. No
	4. Stillbirth rate in a health facility (OBSERVE)	1. Yes, observed 2. No
	5. Pre-discharge neonatal mortality rate (OBSERVE)	1. Yes, observed 2. No
	6. Low birth weight rate among live births (OBSERVE)	1. Yes, observed 2. No
	7. Preterm birth (facility based) (OBSERVE)	1. Yes, observed 2. No
	8. Postnatal care for newborns (facility based) (OBSERVE)	1. Yes, observed 2. No
	9. Newborns with documented birthweight (OBSERVE)	1. Yes, observed 2. No
	10. Early initiation of breastfeeding (OBSERVE)	1. Yes, observed 2. No
	11. Newborn resuscitation with bag and mask (OBSERVE)	1. Yes, observed 2. No
	12. Premature (LBW) babies initiating KMC (OBSERVE)	1. Yes, observed 2. No
	13. Newborns treated for neonatal sepsis/infection (OBSERVE)	1. Yes, observed 2. No
	14. Antenatal corticosteroid use (OBSERVE)	1. Yes, observed 2. No
	15. Companion of choice during labor and/or childbirth (OBSERVE)	1. Yes, observed 2. No
	16. Zero separation of mother and newborn (to be defined TBC) (OBSERVE)	1. Yes, observed 2. No
		If all are No → Go to ESF_017

	17. Respectful care indicator (to be defined) (OBSERVE)	1. Yes, observed 2. No	
ESF_016	If yes, <i>observed</i> , at which levels are the coverage measures available?		Use numbers in Question ESF_015 to list the coverage measures available:
	1. Region (OBSERVE)	1. Yes, observed 2. No	ESF016_1.1 at regional level
	2. District (OBSERVE)	1. Yes, observed 2. No	ESF016_2.1 at district level
	3. Health facility (OBSERVE)	1. Yes, observed 2. No	ESF016_3.1 at district level
	4. Community-level SDP (OBSERVE)	1. Yes, observed 2. No	ESF016_4.1 at district level

Data integration			
	[Paper & SurveyCTO] Added explanation for EN-MINI-PRISM adaptation		
	Parallel systems are other long-term projects running at the same time (rather than short term projects, e.g., research) RHIS refers to the national system		
ESF_017	Are there other parallel newborn/stillbirth or program specific software applications in use? (e.g., for civil registration and vital statistics [CRVS], maternal and perinatal death surveillance and response [MPDSR], congenital anomalies, immunization, pregnancy immunization surveillance, maternal-newborn linked data, etc.) (OBSERVE)	1. Yes 2. No → Go to ESF_020	
ESF_018	If yes, please list the newborn/stillbirth or program specific software application(s) that is/are in use. _____ _____		
ESF_019	Does the RHIS software interoperate (work together) with those parallel systems? (OBSERVE AND TAKE NOTE OF HOW THE INTEGRATION/INTEROPERABILITY TAKES PLACE)	1. Yes (it interoperates with all parallel systems listed) 2. Yes, partially (it interoperates with only some of the parallel systems listed) 3. No	
ESF_020	Does the RHIS software have or integrate with human resources information system (HRIS)? (OBSERVE AND TAKE NOTE OF HOW THE INTEGRATION/INTEROPERABILITY TAKES PLACE)	1. Yes 2. No	

ESF_021	Does the RHIS software have or integrate with logistics information systems? (OBSERVE AND TAKE NOTE OF HOW THE INTEGRATION/INTEROPERABILITY TAKES PLACE)	1. Yes 2. No
ESF_022	Does the RHIS software have or integrate with financial information? (OBSERVE AND TAKE NOTE OF HOW THE INTEGRATION/INTEROPERABILITY TAKES PLACE)	1. Yes 2. No
ESF_023	Does the RHIS software have or integrate with the integrated disease surveillance and response (IDSR)/notifiable diseases? (OBSERVE AND TAKE NOTE OF HOW THE INTEGRATION/INTEROPERABILITY TAKES PLACE)	1. Yes 2. No
ESF_023.01	Are the RHIS embedded Data Quality Validations ranges set-up and currently working to alert when possible outlier (e.g., incorrect) data are entered for newborn and stillbirth data?	1. Yes 2. No
ESF_023.02	Are the RHIS embedded Data Quality Validations alerts regularly acted on according to standard algorithms for outlier data (e.g., supervisor informed, source facility contacted) for newborn and stillbirth data?	1. Yes 2. No
ESF_023.03	What other processes currently exist to investigate data quality issues for RHIS data in general and specifically for newborn and stillbirth data?	Describe:
ESF_023.1	Are the RHIS embedded Data Quality Assessment (DQA) applications (e.g., DHIS2 DQA application) regularly generated for newborn and stillbirth data? (OBSERVE)	1. No → Go to ESF_023.3 2. Monthly 3. Quarterly 4. Annually 96. Other _____
ESF_023.2	Are the RHIS embedded DQA applications (e.g., DHIS2 DQA application) regularly used for newborn and stillbirth data? (OBSERVE)	1. Yes 2. No
ESF_023.3	Does the RHIS software have an added data quality application (e.g., DHIS2 WHO Data Quality tool)? (OBSERVE)	1. Yes 2. No → Go to ESF_024
ESF_023.4	Are the added data quality application (e.g., DHIS2 WHO Data Quality Tool) outputs regularly generated for newborn and stillbirth data? (OBSERVE)	1. No → Go to ESF_024 2. Monthly 3. Quarterly 4. Annually 96. Other _____
ESF_023.5	Are the added data quality application (e.g., DHIS2 WHO Data Quality Tool) outputs for newborn and stillbirth data regularly used? (OBSERVE)	1. Yes 2. No

Disaggregated data: age, sex, socioeconomic, mother's education, residence		
ESF_024	Does the RHIS software capture any newborn/stillbirth indicator data disaggregated by age e.g., early (0-7 days) and late (8-28 days) neonatal mortality? (OBSERVE)	1. Yes 2. No
ESF_025	Does the RHIS software capture any newborn/stillbirth indicator data disaggregated by sex/gender? (OBSERVE)	1. Yes 2. No
ESF_025.1	Does the RHIS software capture any newborn/stillbirth indicator data disaggregated by socioeconomic status? (OBSERVE)	1. Yes 2. No
ESF_025.2	Does the RHIS software capture any newborn/stillbirth indicator data disaggregated by mother's education? (OBSERVE)	1. Yes 2. No
ESF_025.3	Does the RHIS software capture any newborn/stillbirth indicator data disaggregated by residence urban/rural? (OBSERVE)	1. Yes 2. No
ESF_025.4	Does the RHIS software capture any newborn/stillbirth indicator data disaggregated by other determinants? (OBSERVE)	1. Yes, specify 2. No

Unique identifiers for health facilities and health administrative units		
ESF_026	1. Does the RHIS software use an existing master facility list (MFL) for newborn/stillbirth data? (OBSERVE)	1. Yes → Go to ESF_027 2. No
	2. If <i>no</i> , does the eRHIS have a built-in facility list that acts as a MFL? (OBSERVE)	1. Yes 2. No → Go to ESF_028
ESF_027	Is there a working mechanism/process regularly followed to keep the MFL updated? (OBSERVE)	1. Yes 2. No
ESF_028	What percentage of the health facilities collecting newborn/stillbirth data have geographic coordinates attached to them? (OBSERVE)	1. None 2. 1-25% of facilities 3. 26-50% of facilities 4. 51-75% of facilities 5. 76-100% of facilities
ESF_029	Does the RHIS software use unique identifiers for districts and regions? (OBSERVE)	1. Yes 2. No → Go to ESF_031
ESF_030	If <i>yes</i> , is there a framework or agreement in place such that those unique identifier lists are available for general use by other programs, e.g., human resources (HR), logistics, financial, implementing partners? (OBSERVE)	1. Yes 2. No

Data visualization		
ESF_031	SELECT THREE INDICATORS FROM THE NATIONAL RHIS Agree at the start of an EN-MINI assessment which five indicators you will use across all facilities/offices assessed.	
	Indicator 1 - consider selecting a mortality impact indicator (e.g., neonatal mortality rate)	
	Indicator 2 - consider selecting another mortality impact indicator (e.g., stillbirth rate)	
	Indicator 3 - consider selecting an impact indicator for other health status (e.g., low birthweight rate)	
	Indicator 4 - consider selecting a service coverage indicator (e.g., Kangaroo Mother Care (KMC) initiation)	
	Indicator 5 - consider selecting an outcome indicator (e.g., early initiation of breastfeeding)	
	1. Indicator 1 _____	
	2. Indicator 2 _____	
	3. Indicator 3 _____	
	4. Indicator 4 _____	
	5. Indicator 5 _____	
ESF_032	Does the RHIS software generate tables/tabular data arranged in listing format (i.e., facilities in rows, data elements/indicators in columns, and rows for district/region/national aggregations)? (OBSERVE)	
	1. Indicator 1	1. Yes 2. No
	2. Indicator 2	1. Yes 2. No
	3. Indicator 3	1. Yes 2. No
	4. Indicator 4 _____	1. Yes 2. No
	5. Indicator 5 _____	1. Yes 2. No
ESF_033	Does the RHIS software allow users to present data in time trend graphs? (OBSERVE)	
	1. Indicator 1	1. Yes 2. No
	2. Indicator 2	1. Yes 2. No
	3. Indicator 3	1. Yes 2. No
	4. Indicator 4 _____	1. Yes 2. No
	5. Indicator 5 _____	1. Yes 2. No
ESF_034	Does the RHIS software allow users to visualize data using graphs for comparing facilities AND districts AND regions? (OBSERVE)	

	1. Indicator 1	1. Yes	2. No
	2. Indicator 2	1. Yes	2. No
	3. Indicator 3	1. Yes	2. No
	4. Indicator 4	1. Yes	2. No
	5. Indicator 5	1. Yes	2. No
ESF_035	Does the RHIS software allow users to visualize data using thematic maps? (OBSERVE)		
	1. By region	1. Yes	2. No
	2. By district	1. Yes	2. No
	3. By facility	1. Yes	2. No
	4. By community-level SDP	1. Yes	2. No
ESF_036.5	Does the RHIS software generate reports of the major causes of institution-based neonatal mortality (e.g., preterm, birth asphyxia, sepsis)? (OBSERVE)		1. Yes 2. No
ESF_037.5	Does the RHIS software generate reports of the major causes of neonatal morbidity identified by health facilities (e.g., low birthweight, retinopathy of prematurity, etc.). (OBSERVE)		1. Yes 2. No

USER PERSPECTIVE OF RHIS (data improvement, barriers enablers, COVID-19, etc.)		
ESF_110.1.1	Do you feel that any improvement is needed for RHIS for newborn and stillbirth data, based on your experience?	1. No improvement needed → Go to ESF_110.1.4 2. Some improvement needed 3. Major improvement needed
ESF_110.1.2	Please describe any improvements you would like to see.	Describe
ESF_110.1.3	What do you suggest specifically to improve newborn and stillbirth data quality and use?	Describe
ESF_110.1.4	What are the barriers and enablers to improving newborn and stillbirth data quality and use based on your experience?	Describe
ESF_110.1.5	In your role, which newborns and stillbirth data do you need for decision making?	Describe
ESF_110.1.6	To enable use of data for decision making, in your opinion, which newborn and stillbirth data should be routinely reported through Routine Health Information Systems (RHIS) and which should come from other sources (e.g., special surveys, special studies, health facility assessments, etc.?)	Describe

ESF_110.1.7	Can you describe the plans for when and how routine registers and tools for newborn and stillbirth data in your setting will next be updated?	Describe
ESF_110.1.8	Were you invited to contribute to the revision of routine registers and tools for newborn and stillbirth data when they were last updated?	1. Yes 2. No → Go to ESF_110.2.1
ESF_110.1.9	Describe how you contributed to the previous revision of routine registers and tools for newborn and stillbirth data	Describe
ESF_110.2.1	Have you ever heard of health or routine data professionals intentionally manipulating or falsifying newborn and stillbirth data?	1. Yes 2. No → Go to ESF_110.3.1
ESF_110.2.2	How often do you think this might happen?	1. Not often 2. Often 3. Very often
ESF_110.2.3	Can you describe what system and individual incentives might lead to intentional manipulation or falsification of newborn or stillbirth data?	
ESF_110.3.1	In your experience was there any effect of the COVID-19 pandemic on RHIS for newborn and stillbirth data?	1. No effect → Go to ESF_110.3.3 2. Some effect 3. Major effect
ESF_110.3.2	What was the effect of the COVID-19 pandemic on newborn and stillbirth RHIS data?	Describe
ESF_110.3.3	Can you describe how you solved any potential or actual COVID-19 challenges to newborn and stillbirth RHIS data?	Describe
ESF_110.4.1	Any other relevant information to share/ field notes for this EN-MINI-PRISM Tool 3 Part 1 data collection episode?	Describe

ESF_111	Survey end time (Use the 24-hour clock system, e.g., 14:30)	<input type="text"/> <input type="text"/> : <input type="text"/> <input type="text"/>
---------	--	---

Part 2. Usability

This tool can be used at each level (facility/district/regional/provincial/central office) that an electronic RHIS (eRHIS) is in use. Ask the RHIS user to carry out the functions described in the assessment. Observe the user's ease/difficulty in carrying out each function.

Survey facilitator		
ESU_101	Survey date	
ESU_102	Facilitator name	
ESU_103	Facilitator code <i>Enter your 2-character identifier.</i>	<input type="text"/> <input type="text"/>
ESU_104	Type of facility/office <i>(Country-specific: adapt to the local country context and health system structure)</i>	1. National referral hospital 2. District/provincial hospital 3. Health center 4. Health clinic 5. Health post 6. District health office 7. Regional/provincial health office 8. Central MOH

Unit identification [Valid for facility/office types 6–8]		
ESU_104.1h	Country <i>Enter the alphanumeric code that identifies</i>	
ESU_105h	Central/region/state/province <i>Enter the alphanumeric code that identifies this level.</i>	<input type="text"/> <input type="text"/>
ESU_106h	District <i>Enter the alphanumeric code that identifies this district.</i> [Valid when type of facility/office is 6]	<input type="text"/> <input type="text"/>
ESU_108h	Unit name	
ESU_109h	Location of the unit <i>Write the name of the town/city/village</i>	
ESU_110h	Office(s) visited <i>Note: It could be one or more offices from which information is collected. Please list them here.</i>	<hr/> <hr/> <hr/>

Facility identification [Valid for facility types 1–5]		
ESU_104.1f	Country Enter the 2-digit alphanumeric code that identifies	<input type="text"/> <input type="text"/>
ESU_105f	Region/state/province Enter the 2-digit alphanumeric code that identifies this level.	<input type="text"/> <input type="text"/>
ESU_106f	District Enter the 2-digit alphanumeric code that identifies this district.	<input type="text"/> <input type="text"/>
ESU_107f	Health facility number Enter a 10-digit unit number. Include leading zeros.	<input type="text"/> <input type="text"/> <input type="text"/> <input type="text"/> <input type="text"/> <input type="text"/> <input type="text"/> <input type="text"/> <input type="text"/> <input type="text"/> <input type="text"/>
ESU_108f	Health facility name	
ESU_109f	Location of the unit Write the name of the town/city/village	
ESU_110f	Urban/rural	1. Urban 2. Rural
ESU_111f	Managing authority	1. Government/public 2. NGO/not-for-profit 3. Private-for-profit 4. Mission/faith-based/CBO 96. Other (specify) _____
ESU111.1	Does this facility/office have any electronic HMIS/Routine Health Information Systems (RHIS)?	1. Yes 2. No → End survey

Informed consent

At the central, regional, or provincial level:

Read the following text to the manager or person in charge of the central/regional/provincial RHIS unit:

Good day! My name is _____. We are here on behalf of [IMPLEMENTING AGENCY] conducting a survey to help the government know more about the performance of the routine health information systems for newborn and stillbirth data in [COUNTRY].

Your unit was selected to participate in this study. We will be asking you questions about various health services and routine reporting. This information may be used by [MOH AND/OR IMPLEMENTING AGENCY], organizations supporting health services, and researchers to plan service improvements or to conduct more studies of health services.

Neither your name nor the names of any other respondent participating in this study will be included in the data set or in any report. However, there is a small chance that any of these respondents may be identified later. Nevertheless, we are asking your help to ensure that the information we collect is accurate.

You may refuse to answer any question or choose to stop the interview at any time. However, we hope you will answer all of the questions which will benefit the clients you serve and the nation.

If there are questions that would be more accurately answered by someone better informed of any specifics we ask about, we would appreciate if you would introduce us to that person to help us collect any missing or incomplete information.

At the district level:

Read the following text to the manager or the head of the district unit:

Good day! My name is _____. We are here on behalf of [IMPLEMENTING AGENCY] conducting a survey of district health offices to help the government know more about the performance of the routine health information systems for newborn and stillbirth data in [COUNTRY].

Your district office was selected to participate in this study. We will be asking you questions about various health services and routine reporting. This information may be used by [MOH AND/OR IMPLEMENTING AGENCY], organizations supporting health services, and researchers to plan service improvements or to conduct more studies of health services.

Neither your name nor the names of any other respondent participating in this study will be included in the data set or in any report. However, there is a small chance that any of these respondents may be identified later. Nevertheless, we are asking your help to ensure that the information we collect is accurate.

You may refuse to answer any question or choose to stop the interview at any time. However, we hope you will answer all of the questions which will benefit the clients you serve and the nation.

If there are questions that would be more accurately answered by someone better informed of any specifics we ask about, we would appreciate if you would introduce us to that person to help us collect any missing or incomplete information.

At the health facility level:

Read the following text to the manager, the person in charge of the facility, or the most senior health worker responsible for inpatient/ward services who is present at the facility:

Good day! My name is _____. We are here on behalf of [IMPLEMENTING AGENCY] conducting a survey of health facilities to help the government know more about the performance of the routine health information systems for newborn and stillbirth data in [COUNTRY].

Your health facility was selected to participate in this study. We will be asking you questions about various health services and routine reporting. This information may be used by [MOH AND/OR IMPLEMENTING AGENCY], organizations supporting health services, and researchers to plan service improvements or to conduct more studies of health services.

Neither your name nor the names of any other respondent participating in this study will be included in the data set or in any report. However, there is a small chance that any of these respondents may be identified later. Nevertheless, we are asking your help to ensure that the information we collect is accurate.

<p>You may refuse to answer any question or choose to stop the interview at any time. However, we hope you will answer all of the questions which will benefit the clients you serve and the nation.</p> <p>If there are questions that would be more accurately answered by someone better informed of any specifics we ask about, we would appreciate if you would introduce us to that person to help us collect any missing or incomplete information.</p>	
<p>At this point, do you have any questions about the study? Do I have your agreement to proceed?</p> <p>_____ / _____ / _____</p>	
<p>INTERVIEWER'S SIGNATURE INDICATING CONSENT OBTAINED DAY MONTH YEAR</p>	
ESU_111.5	<p>Signed the consent form</p> <p>1. Yes 2. No → End survey</p>
nESU_112	<p>May I begin the interview?</p> <p>1. Yes 2. No → End survey</p>
ESU_113	<p>Survey start time (Use the 24-hour clock system, e.g., 14:30)</p> <p><input type="text"/> <input type="text"/> : <input type="text"/> <input type="text"/></p>
ESU_114	<p>Name of the electronic system:</p> <p>_____</p>
ESU_115	<p>Title of the person completing the questionnaire (SELECT ANSWER) <i>(Country-specific: adapt to the local country context and health system structure)</i></p> <p>1. National/regional /provincial director general 2. Provincial RHIS focal person 3. District health office manager 4. District RHIS focal person 5. Facility in charge (management) 6. Facility data management staff 7. Clinical ward in charge/Health worker (specify designation) 96. Other (specify) _____</p>

RHIS software functions: summary reports				
ESU_010	Does the RHIS software produce a report on the number and percentage of reports on newborn/stillbirth data received at the district office out of the total number of expected reports from health facilities? (OBSERVE)	1. Yes	2. No	3. N/A
ESU_011	Does the RHIS software generate summary reports for the following aggregate levels and periods? (OBSERVE)			
	A. National/regional summary			
	1. For a month	1. Yes	2. No	3. N/A

2. For a quarter	1. Yes	2. No	3. N/A
3. For the year	1. Yes	2. No	3. N/A
B. District summary			
1. For a month	1. Yes	2. No	3. N/A
2. For a quarter	1. Yes	2. No	3. N/A
3. For the year	1. Yes	2. No	3. N/A
C. Health facility summary			
1. For a month	1. Yes	2. No	3. N/A
2. For a quarter	1. Yes	2. No	3. N/A
3. For the year	1. Yes	2. No	3. N/A
D. Community-level SDP summary			
1. For a month	1. Yes	2. No	3. N/A
2. For a quarter	1. Yes	2. No	3. N/A
3. For the year	1. Yes	2. No	3. N/A

RHIS software functions: user abilities				
ESU_012	<p>SELECT FIVE INDICATORS Agree at the start of an EN-MINI assessment which five indicators you will use across all facilities/ offices assessed.</p> <p>Indicator 1 - consider selecting a mortality impact indicator (e.g., neonatal mortality rate) Indicator 2 - consider selecting another mortality impact indicator (e.g., stillbirth rate) Indicator 3 - consider selecting an impact indicator for other health status (e.g., low birthweight rate) Indicator 4 - consider selecting a service coverage indicator (e.g., Kangaroo Mother Care (KMC) initiation Indicator 5 - consider selecting an outcome indicator (e.g., early initiation of breastfeeding)</p> <p>1. Could the user calculate coverage with the eRHIS software for indicator 1: _____ at the following levels? (OBSERVE)</p>			
	A. National	1. Yes	2. No	3. N/A
	B. Region	1. Yes	2. No	3. N/A
	C. District	1. Yes	2. No	3. N/A
	D. Health facility	1. Yes	2. No	3. N/A
	E. Community-level Service Delivery Point (SDP)	1. Yes	2. No	3. N/A
	<p>2. Could the user calculate coverage with the eRHIS software for indicator 2: _____ at the following levels? (OBSERVE)</p>			
	A. National	1. Yes	2. No	3. N/A
	B. Region	1. Yes	2. No	3. N/A

	C. District	1. Yes	2. No	3. N/A
	D. Health facility	1. Yes	2. No	3. N/A
	E. Community-level Service Delivery Point (SDP)	1. Yes	2. No	3. N/A
	3. Could the user calculate coverage with the eRHIS software for indicator 3 : _____ at the following levels? (OBSERVE)			
	A. National	1. Yes	2. No	3. N/A
	B. Region	1. Yes	2. No	3. N/A
	C. District	1. Yes	2. No	3. N/A
	D. Health facility	1. Yes	2. No	3. N/A
	E. Community-level Service Delivery Point (SDP)	1. Yes	2. No	3. N/A
	4. Could the user calculate coverage with the eRHIS software for indicator 4: _____ at the following levels? (OBSERVE)			
	A. National	1. Yes	2. No	3. N/A
	B. Region	1. Yes	2. No	3. N/A
	C. District	1. Yes	2. No	3. N/A
	D. Health facility	1. Yes	2. No	3. N/A
	E. Community-level Service Delivery Point (SDP)	1. Yes	2. No	3. N/A
	5. Could the user calculate coverage with the eRHIS software for indicator 5: _____ at the following levels? (OBSERVE)			
	A. National	1. Yes	2. No	3. N/A
	B. Region	1. Yes	2. No	3. N/A
	C. District	1. Yes	2. No	3. N/A
	D. Health facility	1. Yes	2. No	3. N/A
	E. Community-level Service Delivery Point (SDP)	1. Yes	2. No	3. N/A

ESU_013	1. SELECT ONE INDICATOR Agree at the start of an EN-MINI assessment which one indicator you will use across all facilities/offices assessed. (e.g., neonatal mortality rate, low birthweight rate)			
	2. Ask to show age and sex disaggregation for the selected indicator (OBSERVE)	1. Yes	2. No	3. N/A
ESU_014	SELECT TWO INDICATORS			

	<p>Agree at the start of an EN-MINI assessment which two indicators you will use across all facilities/offices assessed.</p> <p>(e.g., stillbirth rate, neonatal mortality rate, low birthweight rate)</p> <p>1. Could the user generate with the eRHIS software the following for indicator 1: (OBSERVE) _____?</p>			
	A. Time trend graphs	1. Yes	2. No	3. N/A
	B. Bar graphs for comparing facilities, districts, or regions	1. Yes	2. No	3. N/A
	C. Thematic maps, by region, district, or health facility	1. Yes	2. No	3. N/A
	<p>2. Could the user generate with the eRHIS software the following for indicator 2: (OBSERVE) _____?</p>			
	A. Time trend graphs	1. Yes	2. No	3. N/A
	B. Bar graphs for comparing facilities, districts, or regions	1. Yes	2. No	3. N/A
	C. Thematic maps, by region, district, or health facility	1. Yes	2. No	3. N/A
ESU_015	<p>Could the user generate with the eRHIS software major causes of facility/institution-based neonatal mortality? (e.g., preterm birth, birth asphyxia, sepsis, etc.)</p> <p>(OBSERVE)</p>	1. Yes	2. No	3. N/A
ESU_016	<p>Could the user generate with the eRHIS software major causes of neonatal morbidity identified by health facilities? (e.g., low birthweight, retinopathy of prematurity, etc.)</p> <p>(OBSERVE)</p>	1. Yes	2. No	3. N/A

User perspective of eRHIS		
ESU_017	<p>How do you classify/rate the eRHIS software being used for newborn/stillbirth data based on your experience?</p>	<p>1. Easy to use</p> <p>2. Moderate</p> <p>3. Difficult to use</p> <p>4. N/A → Go to ESU_115.1.1</p>
ESU_018A	<p>Are there any improvements you would like to see in the eRHIS software being used for newborn/stillbirth data?</p>	<p>1. Yes</p> <p>2. No → Go to ESU_115.1.1</p>

ESU_018B	<p>If yes, please describe any improvements you would like to see. (Please give as many specific examples as you can)</p> <hr/> <hr/> <hr/> <hr/> <hr/> <hr/> <hr/> <hr/>
----------	---

USER PERSPECTIVE OF RHIS (data improvement, barriers enablers, COVID-19, etc.)		
ESU_115.1.1	Do you feel that any improvement is needed for RHIS for newborn and stillbirth data, based on your experience?	1. No improvement needed → Go to ESU_115.1.4 2. Some improvement needed 3. Major improvement needed
ESU_115.1.2	Please describe any improvements you would like to see.	Describe
ESU_115.1.3	What do you suggest specifically to improve newborn and stillbirth data quality and use?	Describe
ESU_115.1.4	What are the barriers and enablers to improving newborn and stillbirth data quality and use based on your experience?	Describe
ESU_115.1.5	In your role, which newborns and stillbirth data do you need for decision making?	Describe
ESU_115.1.6	To enable use of data for decision making, in your opinion, which newborn and stillbirth data should be routinely reported through Routine Health Information Systems (RHIS) and which should come from other sources (e.g., special surveys, special studies, health facility assessments, etc.?)	Describe
ESU_115.1.7	Can you describe the plans for when and how routine registers and tools for newborn and stillbirth data in your setting will next be updated?	Describe
ESU_115.1.8	Were you invited to contribute to the revision of routine registers and tools for newborn and stillbirth data when they were last updated?	1. Yes 2. No → Go to ESU_115.2.1

ESU_115.1.9	Describe how you contributed to the previous revision of routine registers and tools for newborn and stillbirth data	Describe
ESU_115.2.1	Have you ever heard of health or routine data professionals intentionally manipulating or falsifying newborn and stillbirth data?	1. Yes 2. No → Go to ESU_115.3.1
ESU_115.2.2	How often do you think this might happen?	1. Not often 2. Often 3. Very often
ESU_115.2.3	Can you describe what system and individual incentives might lead to intentional manipulation or falsification of newborn or stillbirth data?	
ESU_115.3.1	In your experience was there any effect of the COVID-19 pandemic on RHIS for newborn and stillbirth data?	1. No effect → Go to ESU_115.3.3 2. Some effect 3. Major effect
ESU_115.3.2	What was the effect of the COVID-19 pandemic on newborn and stillbirth RHIS data?	Describe
ESU_115.3.3	Can you describe how you solved any potential or actual COVID-19 challenges to newborn and stillbirth RHIS data?	Describe
ESU_115.4.1	Any other relevant information to share/ field notes for this EN-MINI-PRISM Tool 3 Part 2 data collection episode?	Describe

ESU_116	Survey end time (Use the 24-hour clock system, e.g., 14:30)	<input type="text"/> <input type="text"/> : <input type="text"/> <input type="text"/>
---------	--	---

Every Newborn-Measurement Improvement for
Newborn & Stillbirth Indicators EN-MINI-PRISM
Tools for Routine Health Information Systems

Management Assessment
EN-MINI-PRISM Tool 4



February 2023 Version 2.0



Management Assessment EN-MINI-PRISM Tool 4

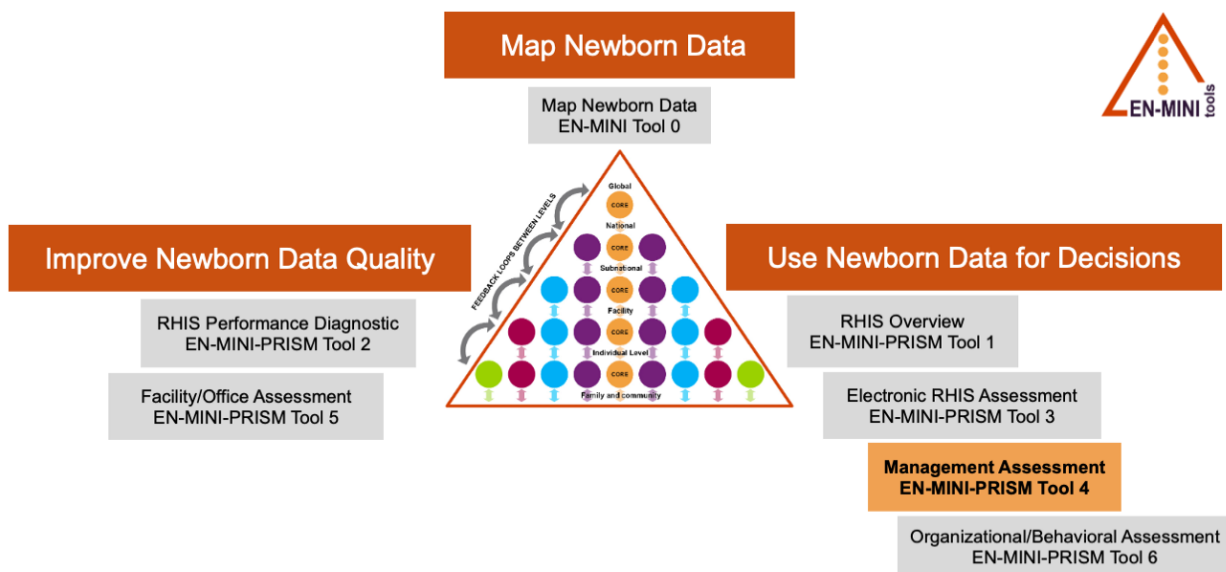
Introduction

EN-MINI-PRISM Tool 4 takes rapid stock of RHIS management practices and supports the development of action plans for better management.

The relationship of EN-MINI-PRISM Tool 4 to the full set of other EN-MINI tools is shown in Figure 6.

An individual tool version of EN-MINI-PRISM Tool 4 is available as [a separate document here](#).

Figure 6. EN-MINI Tools



Adapted from: Day LT, Moran AC, Jackson D, et al. (2019). Survive and Thrive: Transforming care for every small and sick newborn. Chapter 5, Figure 5.1. Geneva, Switzerland.

Data Requirements, Collection, and Management and Analysis

Data Entry Platform

EN-MINI-PRISM Tool 4 has been set up for direct digital data collection using SurveyCTO and standardized automated analysis. Please see [the EN-MINI website](#) for further details.

Purpose

This tool is designed to rapidly assess RHIS management practices and to aid in developing recommendations for better RHIS management. The tool is used to:

1. Assess the level of RHIS management functions, such as governance, planning, training, supervision, quality standards, and finance.
2. Identify the RHIS management functions that are weak and set priorities for actions.
3. Conduct a comparative analysis to understand the effects of the management functions on RHIS performance, RHIS processes, promotion of a culture of information, and behavioral determinants.

Summary of Information Collected Using the MAT

The MAT is primarily used at the district level and above to measure the effectiveness of RHIS management functions, including:

- **RHIS governance:** the organizational arrangements, mission, roles, and functions of the RHIS; presence of SOPs; description of who is doing what, how, and with what resources to manage and maintain the RHIS
- **Planning:** the availability of a copy of a multiyear national, regional, or district HIS/RHIS plan and targets for improving RHIS data quality and information use
- **Training:** existence of a national- or subnational-level RHIS training needs assessment and training plan, along with training manuals
- **Supervision:** existence of RHIS supervision guidelines/checklists, supervision plan, and feedback reports
- **Finance:** availability of financial resources dedicated to HIS (to cover recording and reporting supplies, training, and supervision costs)

Data Collection Methods

Desk review of office organogram/organizational chart; HIS/RHIS plans and reports (including a three- or five-year national RHIS/HIS strategic plan, a national HIS situation analysis/assessment; a training needs assessment, etc.); SOPs; training plan and manuals; supervision tools (guidelines, checklists, plans, calendars) and feedback reports/notes; financial plans/reports; etc.

Management Assessment EN-MINI-PRISM Tool 4: Data Collection

Apply this questionnaire by conducting a desk review of relevant documents at the district/regional/central office levels. Ask the person in charge of the RHIS unit to provide you with the relevant documents (marked OBSERVE) to respond to the following questions. In some settings it may be possible to ask the RHIS unit to prepare these documents in advance.

Survey facilitator		
MAT_101	Survey date	
MAT_102	Facilitator name	
MAT_103	Facilitator code <i>Enter your 2-character identifier</i>	<input type="text"/> <input type="text"/>
MAT_104	Type of administrative unit/office <i>(Country-specific: adapt to the local country context and health system structure)</i>	6. District health office 7. Regional/provincial health office 8. Central MOH

Unit identification		
MAT_104.1	Country <i>Enter the 2-digit alphanumeric code that identifies</i>	
MAT_105	Central/region/state/province <i>Enter the 2-digit alphanumeric code that identifies this level.</i>	<input type="text"/> <input type="text"/>
MAT_106	District <i>Enter the 2-digit alphanumeric code that identifies this district.</i> [Valid when type of facility/office is 6]	<input type="text"/> <input type="text"/>
MAT_107	Unit name	
MAT_108	Location of the unit <i>Write the name of the town/city/village</i>	
MAT_109	Office(s) visited <i>Note: It could be one or more offices from which information is collected. Please list them here.</i>	_____ _____ _____

Informed consent

READ THE FOLLOWING TEXT TO THE DISTRICT MANAGER OR THE HEAD OF THE DISTRICT UNIT:

Good day! My name is _____. We are here on behalf of [IMPLEMENTING AGENCY] conducting a survey of district health offices to help the government know more about the performance of the routine health information system for newborn and stillbirth data in [COUNTRY].

Your district was selected to participate in this study. We will be asking you questions about various health services and routine reporting. This information may be used by [MOH AND/OR IMPLEMENTING AGENCY], organizations supporting health services, and researchers to plan service improvements or to conduct more studies of health services.

Neither your name nor the names of any other respondent participating in this study will be included in the data set or in any report. However, there is a small chance that any of these respondents may be identified later. Nevertheless, we are asking your help to ensure that the information we collect is accurate.

You may refuse to answer any question or choose to stop the interview at any time. However, we hope you will answer all of the questions which will benefit the clients you serve and the nation.

If there are questions that would be more accurately answered by someone better informed of any specifics we ask about, we would appreciate if you would introduce us to that person to help us collect any missing or incomplete information.

At this point, do you have any questions about the study? Do I have your agreement to proceed?

_____ / _____ / _____

INTERVIEWER'S SIGNATURE INDICATING CONSENT OBTAINED DAY MONTH YEAR

MAT_110	Signed the consent form?	1. Yes 2. No → End survey
MAT_111	May I begin the interview?	1. Yes 2. No → End survey
MAT_112	Survey start time (Use the 24-hour clock system, e.g., 14:30)	_____ : _____

Governance		
Added Explanation	Added Explanation for EN-MINI-PRISM Tools Adaptation: For questions below, please verify by asking to OBSERVE copies of these documents	
MAT_005	Does the central/region/district office have a written document describing the RHIS mission, roles, and responsibilities that are related to strategic and policy decisions at the district and higher levels? (OBSERVE)	1. Yes 2. No
MAT_006	Does the central/region/district office have a current health service organizational and staff chart showing positions related to health information? (OBSERVE)	1. Yes 2. No
MAT_007	<p>A. Does the central/region/district office have written standard operating procedures (SOPs) and procedural guidelines for the RHIS that include:</p> <ol style="list-style-type: none"> 1. Data definitions including newborn and stillbirth data elements/indicators 2. Data collection and reporting including newborn and stillbirth data elements/indicators 3. Data aggregation, processing, and transmission including newborn and stillbirth data elements/ indicators 4. Data analysis, dissemination, and use including newborn and stillbirth data elements/ indicators 5. Data quality assurance including newborn and stillbirth data elements/ indicators 6. Master facility list (MFL) 7. International Classification of Diseases (ICD) codes relevant to newborns and stillbirths 8. Data security 9. Data storage 10. Performance improvement processes <p style="text-align: center;">*</p> <p>Select yes, partially if written SOPs and procedural guidelines for the RHIS are available, but they do not have all the listed RHIS data management areas.</p> <p>(OBSERVE)</p>	1. Yes 2. Yes, partially* 3. No
	<p>B. If yes, partially, please identify the SOPs/ guidelines that are lacking:</p> <ol style="list-style-type: none"> 1. Data definitions including newborn and stillbirth data elements/indicators 2. Data collection and reporting including newborn and stillbirth data elements/indicators 3. Data aggregation, processing, and transmission including newborn and stillbirth data elements/indicators 4. Data analysis, dissemination, and use including newborn and stillbirth data elements/indicators 5. Data quality assurance including newborn and stillbirth data elements/indicators 6. MFL (master facility list) 7. ICD codes relevant to newborns and stillbirths 8. Data security 9. Data storage 10. Performance improvement processes 	
MAT_008	Does the central/region/district office have an overall framework and plan for information and communication technology (ICT), for example describing the required equipment and plans for training in the use of ICT for RHIS? (OBSERVE)	1. Yes 2. No

MAT_009	Does the central/region/district office maintain a list/documentation of the dissemination of the RHIS monthly/quarterly reports to the various health program staff in the district, the community, local administration, nongovernmental organizations (NGOs), etc.? (OBSERVE)	1. Yes 2. No
Planning		
MAT_010	Does the central/region/district office have a copy of the national HIS situation analysis/assessment report that is less than three years old? <i>(Not applicable if there was no national assessment done in the past three years.)</i> (OBSERVE)	1. Yes 2. No 3. N/A
MAT_011	Does the central/region/district office have a copy of the latest national three- or five-year HIS strategic plan? <i>(Not applicable if there was no national three- or five-year HIS strategic plan.)</i> (OBSERVE)	1. Yes 2. No 3. N/A
MAT012.1	Has the central/region/district office set RHIS performance targets for data accuracy for their respective administrative area (country/region/district)? (OBSERVE)	1. Yes 2. No
MAT012.2	Has the central/region/district office set RHIS performance targets for data completeness for their respective administrative area (country/region/district)? (OBSERVE)	1. Yes 2. No
MAT012.3	Has the central/region/district office set RHIS performance targets for data timeliness for their respective administrative area (country/region/district)? (OBSERVE)	1. Yes 2. No

Capacity development/training		
Added Explanation	Added Explanation for EN-MINI-PRISM Tools Adaptation: For questions below, please verify by asking to see copies of these documents	
MAT_013	Does the central/region/district office have a copy of the national or regional HIS training needs assessment report? (OBSERVE) <i>(Not applicable if there was no national or regional HIS training needs assessment.)</i>	1. Yes 2. No
MAT_014	Does the central/region/district office have an RHIS training manual? (OBSERVE)	1. Yes 2. No → Go to MAT_016
MAT_015	If yes, has the central/region/district office conducted RHIS training in the past three years using the RHIS training manual? (OBSERVE)	1. Yes 2. No
MAT_016	Does the central/region/district office have a costed training and capacity development plan that has benchmarks, timelines, and mechanisms for on-the-job RHIS training, RHIS workshops, and orientation for new staff? (OBSERVE)	1. Yes 2. No

MAT_017	Does the central/region/district office have a schedule for planned training? (OBSERVE)	<ol style="list-style-type: none"> 1. Yes, for one year 2. Yes, for two years or more 3. No
---------	--	--

Supportive supervision		
MAT_018	Does the central/region/district office have copies of RHIS supervisory guidelines and checklists? (OBSERVE)	<ol style="list-style-type: none"> 1. Yes 2. No → Go to MAT_19
MAT_018.1	Please list the names of guidelines and checklists _____	
MAT_019	Does the central/region/district office maintain a schedule for RHIS supervisory visits? (OBSERVE)	<ol style="list-style-type: none"> 1. Yes 2. No → Go to MAT_020
MAT_019.1	How often have the RHIS supervisory visits been conducted? PROMPT: Please enter the answer in months (OBSERVE)	Every _____ months
MAT_020	Does the central/region/district office have copies of all the reports from RHIS supervisory visits conducted during the current fiscal year? (OBSERVE)	<ol style="list-style-type: none"> 1. Yes 2. No
MAT_021	Were the health facilities that received a supervisory visit sent copies of the report from the latest supervisory visit in which commonly agreed action points are listed? (OBSERVE)	<ol style="list-style-type: none"> 1. Yes 2. No

Financing		
MAT_022	Does the central/region/district office have a budget for RHIS supplies (e.g., registers, forms, guidelines)? (OBSERVE) (Select N/A if budgeting is not done at this level)	<ol style="list-style-type: none"> 1. Yes 2. No 3. N/A
MAT_023	Do the central/region/district office HIS/monitoring and evaluation (M&E) officers have access to financial and logistics resources for RHIS supervision? (OBSERVE)	<ol style="list-style-type: none"> 1. Yes 2. No
MAT_024	Does the central/region/district office have a copy of the long-term financial plan for supporting RHIS activities? (OBSERVE)	<ol style="list-style-type: none"> 1. Yes 2. No

USER PERSPECTIVE OF RHIS (data improvement, barriers enablers, COVID-19, etc)		
MAT_112.1.1	Do you feel that any improvement is needed for RHIS for newborn and stillbirth data, based on your experience?	1. No improvement needed → Go to MAT_112.1.4 2. Some improvement needed 3. Major improvement needed
MAT_112.1.2	Please describe any improvements you would like to see.	Describe
MAT_112.1.3	What do you suggest specifically to improve newborn and stillbirth data quality and use?	Describe
MAT_112.1.4	What are the barriers and enablers to improving newborn and stillbirth data quality and use based on your experience?	Describe
MAT_112.1.5	In your role, which newborns and stillbirth data do you need for decision making?	Describe
MAT_112.1.6	To enable use of data for decision making, in your opinion, which newborn and stillbirth data should be routinely reported through Routine Health Information Systems (RHIS) and which should come from other sources (e.g., special surveys, special studies, health facility assessments, etc.?)	Describe
MAT_112.1.7	Can you describe the plans for when and how routine registers and tools for newborn and stillbirth data in your setting will next be updated?	Describe
MAT_112.1.8	Were you invited to contribute to the revision of routine registers and tools for newborn and stillbirth data when they were last updated?	1. Yes 2. No → Go to MAT_112.2.1
MAT_112.1.9	Describe how you contributed to the previous revision of routine registers and tools for newborn and stillbirth data.	Describe
MAT_112.2.1	Have you ever heard of health or routine data professionals intentionally manipulating or falsifying newborn and stillbirth data?	1. Yes 2. No → Go to MAT_112.3.1
MAT_112.2.2	How often do you think this might happen?	1. Not often 2. Often 3. Very often
MAT_112.2.3	Can you describe what system and individual incentives might lead to intentional manipulation or falsification of newborn or stillbirth data?	
MAT_112.3.1	In your experience was there any effect of the COVID-19 pandemic on RHIS for newborn and stillbirth data?	1. No effect → Go to MAT_112.3.3 2. Some effect 3. Major effect

MAT_112.3.2	What was the effect of the COVID-19 pandemic on newborn and stillbirth RHIS data?	Describe
MAT_112.3.3	Can you describe how you solved any potential or actual COVID-19 challenges to newborn and stillbirth RHIS data?	Describe
MAT_112.4.1	Any other relevant information to share/ field notes for this EN-MINI-PRISM Tool 4 data collection episode?	Describe

MAT_113	Survey end time (Use the 24-hour clock system, e.g., 14:30)	<input type="text"/> <input type="text"/> : <input type="text"/> <input type="text"/>
---------	--	---

Every Newborn-Measurement Improvement for
Newborn & Stillbirth Indicators EN-MINI-PRISM
Tools for Routine Health Information Systems

Facility/Office Assessment
EN-MINI-PRISM Tool 5



February 2023 Version 2.0



Facility/Office Assessment EN-MINI-PRISM Tool 5

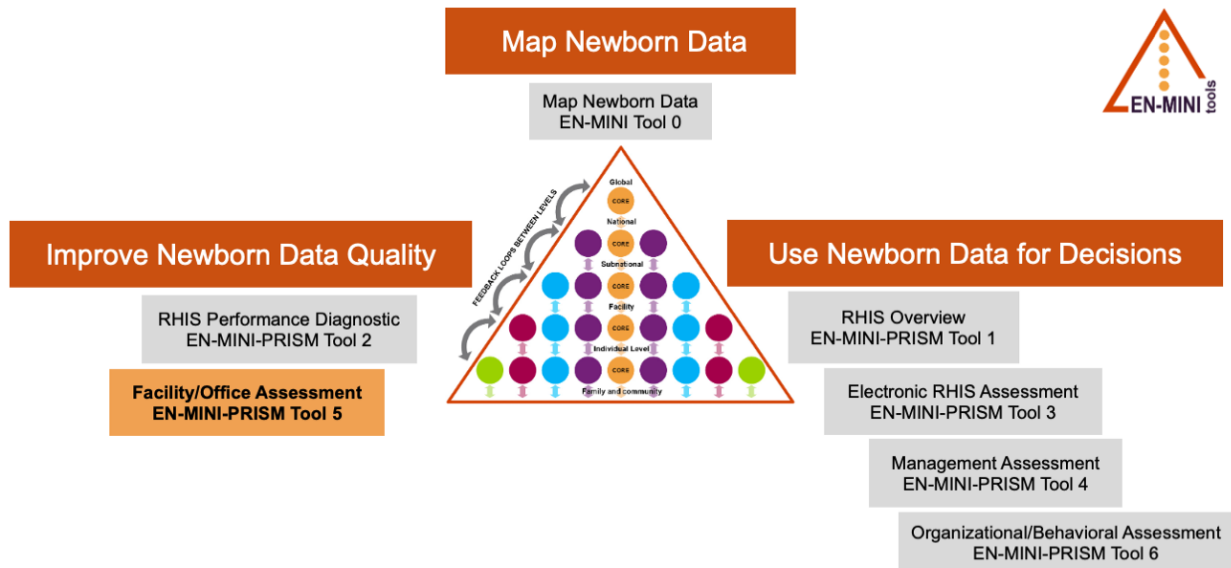
Introduction

The EN-MINI-PRISM Tool 5 assesses the availability and status of resources needed for RHIS implementation at supervisory levels.

The relationship of EN-MINI-PRISM Tool 5 to the whole set of EN-MINI tools is shown in Figure 7.

An individual tool version of EN-MINI-PRISM Tool 5 is available as [a separate document here](#).

Figure 7. EN-MINI Tools



Adapted from: Day LT, Moran AC, Jackson D, et al. (2019). *Survive and Thrive: Transforming care for every small and sick newborn*. Chapter 5, Figure 5.1. Geneva, Switzerland.

Data Requirements, Collection, and Management and Analysis

Data Entry Platform

EN-MINI-PRISM Tool 5 has been set up for direct digital data collection using SurveyCTO and standardized automated analysis. Please see the [EN-MINI-website](#) for further details.

Purpose

The facility/office checklist inventories available resources, such as equipment, utilities, storage of information, communication capacity, and RHIS forms and registers. Specific uses of the checklist are:

1. Assessing the availability of resources.
2. Monitoring the availability of resources over time.
3. Making management decisions to replenish resources.
4. Developing recommendations to deal with resource issues.

Summary of Information Collected Using the Facility/Office Checklist

The checklist is used at health facilities and district/regional/provincial/central offices to assess the availability of resources, including:

- **RHIS hardware/equipment:** the availability digital equipment in working condition (computers, printers, modems, uninterruptible power supply [UPS]), backup unit, communication units, etc.
- **RHIS infrastructure:** the availability of consistent electricity and back-up power, access to the Internet, storage facilities with proper temperature controls, etc.
- **RHIS supplies:** RHIS data collection and reporting forms.
- **Human resources:** staffing levels (number and type of staff at facility or office level, disaggregated by gender), RHIS trained staff, types of RHIS training received, and dates of most recent trainings.

Data Collection Methods

- Key informant interview involving the district/regional office RHIS unit director, health facility in charge, or data manager.
- Office inventory visit/tour, desk review, and observations.

Facility/Office Checklist EN-MINI-PRISM Tool 5: Data Collection

Interview the facility manager or person in charge of the RHIS at the district office or the health facility.

Survey facilitator		
FOC_101	Survey date	
FOC_102	Facilitator name	
FOC_103	Facilitator code <i>Enter your 2- character identifier.</i>	<input style="width: 20px; height: 20px; border: 1px solid black;" type="text"/> <input style="width: 20px; height: 20px; border: 1px solid black;" type="text"/>
FOC_104	Type of facility/office <i>(Country-specific: adapt to the local country context and health system structure)</i>	1. National/regional referral hospital 2. District/provincial hospital 3. Health center 4. Health clinic 5. Health post 6. District health office 7. Regional/provincial health office
Unit identification [Valid for facility types 6 or 7]		
FOC_104.1h	Country <i>Enter the 2-digit alphanumeric code that identifies</i>	<input style="width: 20px; height: 20px; border: 1px solid black;" type="text"/> <input style="width: 20px; height: 20px; border: 1px solid black;" type="text"/>
FOC_105h	Central/region/state/province <i>Enter the 2-digit alphanumeric code that identifies this level.</i>	<input style="width: 20px; height: 20px; border: 1px solid black;" type="text"/> <input style="width: 20px; height: 20px; border: 1px solid black;" type="text"/>
FOC_106h	District <i>Enter the 2-digit alphanumeric code that identifies this district.</i> [Valid when type of facility/office is 6]	<input style="width: 20px; height: 20px; border: 1px solid black;" type="text"/> <input style="width: 20px; height: 20px; border: 1px solid black;" type="text"/>
FOC_108h	Unit name	
FOC_109h	Location of the unit <i>Write the name of the town/city/village</i>	
FOC_110h	Office(s) visited <i>Note: It could be one or more offices from which data are collected. Please list them here.</i>	<hr style="border: 0; border-top: 1px solid black; margin-bottom: 5px;"/> <hr style="border: 0; border-top: 1px solid black; margin-bottom: 5px;"/> <hr style="border: 0; border-top: 1px solid black;"/>

Facility identification [Valid for facility types 1–5]												
FOC_104.1f	Country Enter the 2-digit alphanumeric code that identifies	<table border="1" style="display: inline-table; border-collapse: collapse;"> <tr> <td style="width: 20px; height: 20px;"></td> <td style="width: 20px; height: 20px;"></td> </tr> </table>										
FOC_105f	Region/state/province <i>Enter the 2-digit alphanumeric code that identifies this level.</i>	<table border="1" style="display: inline-table; border-collapse: collapse;"> <tr> <td style="width: 20px; height: 20px;"></td> <td style="width: 20px; height: 20px;"></td> </tr> </table>										
FOC_106f	District <i>Enter the 2-digit alphanumeric code that identifies this district.</i>	<table border="1" style="display: inline-table; border-collapse: collapse;"> <tr> <td style="width: 20px; height: 20px;"></td> <td style="width: 20px; height: 20px;"></td> </tr> </table>										
FOC_107f	Health facility number <i>Enter the 10-digit unit number. Include leading zeros.</i>	<table border="1" style="display: inline-table; border-collapse: collapse;"> <tr> <td style="width: 20px; height: 20px;"></td> <td style="width: 20px; height: 20px;"></td> <td style="width: 20px; height: 20px;"></td> <td style="width: 20px; height: 20px;"></td> <td style="width: 20px; height: 20px;"></td> <td style="width: 20px; height: 20px;"></td> <td style="width: 20px; height: 20px;"></td> <td style="width: 20px; height: 20px;"></td> <td style="width: 20px; height: 20px;"></td> <td style="width: 20px; height: 20px;"></td> </tr> </table>										
FOC_108f	Health facility name											
FOC_109f	Location of the unit <i>Write the name of the town/city/village</i>											
FOC_110f	Urban/rural	1. Urban 2. Rural										
FOC_111f	Health managing authority	1. Government/public 2. NGO/not-for-profit 3. Private-for-profit 4. Mission/faith-based/CBO 96. Other (specify) _____										
Informed consent												
<p>Read the following text to the district manager or the head of the district unit or health facility:</p> <p>Good day! My name is _____. We are here on behalf of [IMPLEMENTING AGENCY] conducting a survey of health facilities and offices to help the government know more about the performance of routine health information systems for newborn and stillbirth data in [COUNTRY].</p> <p>Your facility/office was randomly selected to participate in this study. We will be asking you questions about the organization of your unit/facility and its staff. This information may be used by [MOH AND/OR IMPLEMENTING AGENCY], organizations supporting services at your facility/office, and researchers to plan service improvements or to conduct more studies of health services.</p> <p>Neither your name nor the names of any respondent participating in this study will be included in the data set or in any report. However, there is a small chance that any of these respondents may be identified later. Nevertheless, we are asking your help to ensure that the information we collect is accurate.</p>												

You may refuse to answer any question or choose to stop the interview at any time. However, we hope you will answer all of the questions which will benefit the clients you serve and the nation.

If there are questions that would be more accurately answered by someone better informed of any specifics we ask about, we would appreciate if you would introduce us to that person to help us collect any missing or incomplete information.

At this point, do you have any questions about the study? Do I have your agreement to proceed?

_____ / _____ / _____
 INTERVIEWER'S SIGNATURE INDICATING CONSENT OBTAINED DAY MONTH YEAR

FOC_111.1	Signed the consent form	1. Yes	2. No → End survey
FOC_112	May I begin the interview?	1. Yes	2. No → End survey
FOC_113	Survey start time (Use the 24-hour clock system, e.g., 14:30)	<input type="text"/> : <input type="text"/>	

Equipment inventory and condition

Please verify if the following equipment or type of service is available for generating newborn and stillbirth indicator data. In the health facility focus on the maternal/newborn units or facility data office. In the and district/regional/central data offices focus on the section using/ processing newborn/ stillbirth indicator data, (OBSERVE)		A. Total quantity (Enter number, if none, enter 0)	B. Total quantity that are in working condition (Enter number, if none, enter 0)
FOC_011	Laptop computer		
FOC_012	Desktop computer		
FOC_013	Printers		
FOC_014	Modems		
FOC_015	Uninterruptible power supply (UPS)		
FOC_016	Circuit breaker		
FOC_017	Generators		
FOC_018	Calculator		
FOC_018.1	Voltage stabilizer		
FOC_018.2	Router		

Equipment and services inventory				
Please use the following checklist to assess whether or not the facility/office has the following inventory: (OBSERVE)				
FOC_019	Data back-up unit	1. Server	1. Yes	2. No
	If all answers are No → Go to FOC_021	2. USB key	1. Yes	2. No
		3. CD (compact disc)	1. Yes	2. No
		4. External hard drive with recent back up	1. Yes	2. No
		5. Zip drive (floppy disc)	1. Yes	2. No
FOC_020	Back-up unit(s) is/are kept on site (OBSERVE)	1. Yes	2. No	
FOC_021	Telephone (regular or radio) in working condition (OBSERVE)	1. Yes	2. No	
FOC_022	Facility/office official mobile phone in working condition with access to telephone network (OBSERVE)	1. Yes	2. No	
FOC_022.1	Facility/office official mobile phone paid credit available (OBSERVE)	1. Yes	2. No	
FOC_023	Personal mobile phone in working condition with access to telephone network (OBSERVE)	1. Yes	2. No	
FOC_023.1	Personal mobile phone paid credit available (OBSERVE)	1. Yes	2. No	
FOC_024	Fax in working condition with connection to telephone network (OBSERVE)	1. Yes	2. No	
FOC_025	Is there access to a working Internet network? (OBSERVE)	1. Yes	2. No → Go to FOC_028	
FOC_025.1	Is there Internet network paid credit available? (OBSERVE)	1. Yes	2. No	
FOC_026	If yes, on average, how many days in a month do you have Internet access?	1. 20 days or more 2. 10–19 days 3. Less than 10 days		
FOC_027	Wi-Fi (Wireless Fidelity) that is currently working (OBSERVE)	1. Yes	2. No	

Utilities		
FOC_028	Is there a continuous electricity supply?	1. Yes → Go to FOC_030 2. No
FOC_029	If <i>no</i> , on average, how many days in a month is the electricity supply interrupted?	1. 20 days or more 2. 10–19 days 3. Less than 10 days
FOC_030	Does the room where the computer hardware is kept have working air-conditioning?	1. Yes 2. No

Availability of registers, tally sheets, reporting form, etc.
<p>[Paper tools] Added Explanation for EN-MINI-PRISM Tools Adaptation:</p> <p>Availability of registers, records, tally sheets, reports, etc. (no stockouts)</p> <p>Lists for registers, records, tally sheets, reports separated and listed names of all generic known documentation. For FOC_035, please give time period in months</p>
<p>[SurveyCTO] Added Explanation for EN-MINI-PRISM Tools Adaptation:</p> <p>To complete the following section, ask about all the records, registers, tally sheets, and reporting forms that are used at this facility/office.</p> <p>First you will answer questions on specific maternal/newborn registers. Then you can add any additional registers, tally sheets, or other documents for newborn/stillbirth data elements.</p> <p>**Each additional tool will require its own group. Select "Add group" for each tool. To bypass this section or after the last tool has been entered, select "Do not add."</p> <p>First, specify the name of the tool.</p> <p>Then, whether it is available and if it is a standardized tool.</p> <p>Also, indicate if there have been any stockouts of the tool.</p> <p>If there are additional tools, add another group until all the tools have been entered.</p>

FOC_031	FOC_032	FOC_032.1	FOC_033	FOC_034	FOC_035
<p>Type of registers, tally sheets, or reporting forms</p> <p>[SurveyCTO]</p> <p>For each type of printed register, answer the following questions. Enter additional types of newborn/stillbirth registers at the end of this section.</p>	<p>Is tool (register/ tally sheet/ reporting form) available today?</p>	<p>Is the tool (register/tally sheet/reporting form) usually available in this facility, but stock out today?</p>	<p>Is the tool (register/ tally sheet/ reporting forms) a standard RHIS tool?</p>	<p>For paper tools: Has this tool (register/ tally sheet/ reporting form) always been available in the past six months? (no stock outs)</p>	<p>For paper tools: If no, for how long were you out of stock? (in days)</p>
Availability of printed registers					
5.1 Maternal and newborn health services – Labor and delivery - printed register	1. Yes → Go to FOC_033 2. No	1. Yes 2. No → Go to FOC_031_5.2	1. Yes 2. No	1. Yes → Go to FOC_031_5.2 2. No	
5.2 Maternal and newborn health services – Operation theater - printed register	1. Yes → Go to FOC_033 2. No	1. Yes 2. No → Go to FOC_031_5.3	1. Yes 2. No	1. Yes → Go to FOC_031_5.3 2. No	
5.3 Maternal health services – Postnatal ward printed register	1. Yes → Go to FOC_033 2. No	1. Yes 2. No → Go to FOC_031_5.4	1. Yes 2. No	1. Yes → Go to FOC_031_5.4 2. No	
5.3 Maternal health services – Death printed register	1. Yes → Go to FOC_033 2. No	1. Yes 2. No → Go to FOC_031_6.1	1. Yes 2. No	1. Yes → Go to FOC_031_6.1 2. No	
6.1 Child/Newborn health services – Postnatal ward printed register	1. Yes → Go to FOC_033 2. No	1. Yes 2. No → Go to FOC_031_6.2	1. Yes 2. No	1. Yes → Go to FOC_031_6.2 2. No	
6.2. Child/Newborn health services – Kangaroo mother care (KMC) printed register	1. Yes → Go to FOC_033 2. No	1. Yes 2. No → Go to FOC_031_6.3	1. Yes 2. No	1 Yes → Go to FOC_031_6.3 2. No	
6.3. Child/Newborn health services – Neonatal inpatient care ward printed register	1. Yes → Go to FOC_033 2. No	1. Yes 2. No → Go to FOC_031_6.4	1. Yes 2. No	1. Yes → Go to FOC_031_6.4 2. No	

6.4 Child/Newborn health services – Special care newborn ward printed register	1. Yes → Go to FOC_033 2. No	1. Yes 2. No → Go to FOC_031_6.5	1. Yes 2. No	1. Yes → Go to FOC_031_6.5 2. No	
6.5 Child/Newborn health services – Neonatal Intensive Care unit (NICU) printed register	1. Yes → Go to FOC_033 2. No	1. Yes 2. No → Go to FOC_031_6.6	1. Yes 2. No	1. Yes → Go to FOC_031_6.6 2. No	
6.6 Child/Newborn health services – Death printed register	1. Yes → Go to FOC_033 2. No	1. Yes 2. No → Go to FOC031PR	1. Yes 2. No	1 Yes → Go to FOC_031PR 2. No	
FOC031PR. Other printed registers for newborn and stillbirth data including intervention specific (e.g., HBB). (specify) _____	1. Yes 2. No	(Not applicable)	1. Yes 2. No	1. Yes 2. No	
FOC031HWR Availability of handwritten registers					
96. Other (specify) List any handwritten registers capturing newborn and stillbirth indicators data:	1. Yes 2. No	(Not applicable)	1. Yes 2. No	1. Yes 2. No	
	1. Yes 2. No	(Not applicable)	1. Yes 2. No	1. Yes 2. No	
	1. Yes 2. No	(Not applicable)	1. Yes 2. No	1. Yes 2. No	
	1. Yes 2. No	(Not applicable)	1. Yes 2. No	1. Yes 2. No	
	1. Yes 2. No	(Not applicable)	1. Yes 2. No	1. Yes 2. No	
FOC031TS Availability of tally sheets					
96. Other (specify) List any tally sheets capturing newborn and stillbirth indicator data:	1. Yes 2. No	1. Yes 2. No	1. Yes 2. No	1. Yes 2. No	
	1. Yes 2. No	1. Yes 2. No	1. Yes 2. No	1. Yes 2. No	

	1. Yes 2. No	1. Yes 2. No	1. Yes 2. No	1. Yes 2. No	
	1. Yes 2. No	1. Yes 2. No	1. Yes 2. No	1. Yes 2. No	
	1. Yes 2. No	1. Yes 2. No	1. Yes 2. No	1. Yes 2. No	
	1. Yes 2. No	1. Yes 2. No	1. Yes 2. No	1. Yes 2. No	
FOC031PRF	Availability of printed reporting forms				
96. Other (specify) List any printed reporting forms capturing newborn and stillbirth indicator data:	1. Yes 2. No	1. Yes 2. No	1. Yes 2. No	1. Yes 2. No	
	1. Yes 2. No	1. Yes 2. No	1. Yes 2. No	1. Yes 2. No	
	1. Yes 2. No	1. Yes 2. No	1. Yes 2. No	1. Yes 2. No	
	1. Yes 2. No	1. Yes 2. No	1. Yes 2. No	1. Yes 2. No	
	1. Yes 2. No	1. Yes 2. No	1. Yes 2. No	1. Yes 2. No	
	1. Yes 2. No	1. Yes 2. No	1. Yes 2. No	1. Yes 2. No	
FOC031ERF	Availability of electronic reporting forms				
	Is tool (register/ tally sheet/ reporting form) available today?	Is the tool (register/tally sheet/reporting form) usually available in this facility, but stock out today?	Is the tool (register/ tally sheet/ reporting forms) a standard RHIS tool?	For electronic tools: has this tool (reporting form) always been available and functioning the past six months?	For electronic tools (reporting forms): how long were they not available/ functioning? (in days)
96. Other (specify) List any electronic reporting forms capturing newborn and stillbirth indicator data:	1. Yes 2. No	1. Yes 2. No	1. Yes 2. No	1. Yes 2. No	
	1. Yes 2. No	1. Yes 2. No	1. Yes 2. No	1. Yes 2. No	

	1. Yes 2. No	1. Yes 2. No	1. Yes 2. No	1. Yes 2. No	
	1. Yes 2. No	1. Yes 2. No	1. Yes 2. No	1. Yes 2. No	

For the next sections:

- Go to **FOC_036** if the assessment is being conducted at a **health facility**
- Go to **FOC_040** if the assessment is being conducted at a **district office**

Organization of the health facility [SKIP THIS SECTION AT THE DISTRICT LEVEL]																																																																					
FOC_036	<p>Please describe the total number of people under each category below. (Adapt according to the country context)</p> <p>[Paper tools] Added Explanation for EN-MINI-PRISM Tools Adaptation: Please focus on people involved in the care of newborns. Please document the response given (whether by primary training or current post)</p> <table border="1"> <thead> <tr> <th rowspan="2">Title/ post</th> <th colspan="2">Number by sex</th> <th rowspan="2">Title/ pos</th> <th colspan="2">Number by sex</th> </tr> <tr> <th>M</th> <th>F</th> <th>M</th> <th>F</th> </tr> </thead> <tbody> <tr> <td>1. Medical officer</td> <td></td> <td></td> <td>10. Health educator</td> <td></td> <td></td> </tr> <tr> <td>2. Registered nurse</td> <td></td> <td></td> <td>11. Health inspector</td> <td></td> <td></td> </tr> <tr> <td>3. Enrolled nurse</td> <td></td> <td></td> <td>12. Laboratory technician</td> <td></td> <td></td> </tr> <tr> <td>4. Nursing assistant</td> <td></td> <td></td> <td>13. Public health dental assistant</td> <td></td> <td></td> </tr> <tr> <td>5. Clinical officer</td> <td></td> <td></td> <td>14. Anesthetic officer</td> <td></td> <td></td> </tr> <tr> <td>6. Laboratory assistant</td> <td></td> <td></td> <td>15. Midwife</td> <td></td> <td></td> </tr> <tr> <td>7. Health assistant</td> <td></td> <td></td> <td>16. Support staff</td> <td></td> <td></td> </tr> <tr> <td>8. Dispenser/pharmacist</td> <td></td> <td></td> <td>96. Other (specify)</td> <td></td> <td></td> </tr> <tr> <td>9. Health information assistant</td> <td></td> <td></td> <td>99. None of the above or N/A</td> <td></td> <td></td> </tr> </tbody> </table>					Title/ post	Number by sex		Title/ pos	Number by sex		M	F	M	F	1. Medical officer			10. Health educator			2. Registered nurse			11. Health inspector			3. Enrolled nurse			12. Laboratory technician			4. Nursing assistant			13. Public health dental assistant			5. Clinical officer			14. Anesthetic officer			6. Laboratory assistant			15. Midwife			7. Health assistant			16. Support staff			8. Dispenser/pharmacist			96. Other (specify)			9. Health information assistant			99. None of the above or N/A		
Title/ post	Number by sex		Title/ pos	Number by sex																																																																	
	M	F		M	F																																																																
1. Medical officer			10. Health educator																																																																		
2. Registered nurse			11. Health inspector																																																																		
3. Enrolled nurse			12. Laboratory technician																																																																		
4. Nursing assistant			13. Public health dental assistant																																																																		
5. Clinical officer			14. Anesthetic officer																																																																		
6. Laboratory assistant			15. Midwife																																																																		
7. Health assistant			16. Support staff																																																																		
8. Dispenser/pharmacist			96. Other (specify)																																																																		
9. Health information assistant			99. None of the above or N/A																																																																		
FOC_037	<p>Who is responsible for filling out the registers for newborn and stillbirth data at the facility? (Answer using the number codes from FOC_036)</p>																																																																				
FOC_038	<p>Who is responsible for preparing/completing the monthly Routine Health Information Systems (RHIS) reports for newborn and stillbirth data? (Answer using the number codes from FOC_036)</p>																																																																				
FOC_039	<p>List the staff members who received any training in the following skills during the past three years, the number of trainings received, and the year of the latest training.</p>																																																																				

	1. Title/post (Use the number codes from question FOC_036)	2. Number of training courses/sessions received by this person in the past three years	3. Year of last training (Within the past three years)	4. Topic(s) of last training Use the following codes and list all that apply: 1. Data collection 2. Data analysis 3. Data display 4. Data reporting 5. Using data for decision making 6. Specific for Newborn and stillbirth data
FOC_039.1	What are the perceived barriers of staff members receiving training? (Check all that apply) 1. Training not available 2. Unable to release staff for training 3. Lack of funding 96. Other, specify 99. None of the above or N/A			

Organization of the district or higher-level office [SKIP THIS SECTION AT THE FACILITY LEVEL]							
FOC_040	Please describe the total number of people under each category below. (Adapt according to the country context)						
[Paper tools] Added Explanation for EN-MINI-PRISM Tools Adaptation: Please document the response given (whether by primary training or current post)							
Title/ post		Number by sex (If none, enter 0; if post not applicable, leave blank)		Title/ pos		Number by sex (If none, enter 0; if post not applicable, leave blank)	
		M	F			M	F
1. Head of district health office				4. M&E/Routine Health Information Systems (RHIS) officer			

	2. Program officer			5. Data clerk		
	3. Disease surveillance officer			96. Other (specify) _____		
FOC_041	Total number of people who are supposed to work in the district RHIS office and/or who are responsible for HIS management and oversight, if they exist?					
FOC_042	Total number of people actually working in the district RHIS office who are responsible for HIS management and oversight, if they exist?					
FOC_043	Who is responsible for data compilation of reports for newborn and stillbirth data submitted that are coming from the lower levels? (Answer using the number codes from FOC_040)					
FOC_044	Who is responsible for checking the quality of reports for newborn and stillbirth data submitted from the lower levels? (Answer using the number codes from FOC_040)					
FOC_045	Who is responsible for data analysis (producing comparison tables, graphs, dashboards) for newborn and stillbirth data? (Answer using the number codes from FOC_040)					
FOC_046	Who is responsible for maintaining the eRHIS server for newborn and stillbirth data if it exists? (Answer using the number codes from FOC_040)					
FOC_047	List the staff members who received any training in the following skills during the past three years, the number of trainings received, and the year of the latest training.					
	1. Title/post (Use the number codes from question FOC_040)	2. Number of training courses/sessions received by this person in the past three years	3. Year of last training (Within the past three years)	4. Topic(s) of last training Use the following codes and list all that apply: 1. Data entry 2. Check and verify the quality of data 3. Generating aggregate reports 4. Data analysis and interpretation 5. Using data for decision making 6. Specific for newborn and stillbirth data		

FOC_048	<p>What are the perceived barriers of staff members receiving training? (check all that apply)</p> <ol style="list-style-type: none"> 1. Training not available, 2. Unable to release staff for training 3. Lack of funding <p>96. Other, specify 99. None of the above or N/A</p>
---------	---

USER PERSPECTIVE OF RHIS (data improvement, barriers enablers, COVID-19, etc.)		
FOC_113.1.1	Do you feel that any improvement is needed for RHIS for newborn and stillbirth data, based on your experience?	<ol style="list-style-type: none"> 1. No improvement needed → Go to FOC_113.1.4 2. Some improvement needed 3. Major improvement needed
FOC_113.1.2	Please describe any improvements you would like to see.	Describe
FOC_113.1.3	What do you suggest specifically to improve newborn and stillbirth data quality and use?	Describe
FOC_113.1.4	What are the barriers and enablers to improving newborn and stillbirth data quality and use based on your experience?	Describe
FOC_113.1.5	In your role, which newborns and stillbirth data do you need for decision making?	Describe
FOC_113.1.6	To enable use of data for decision making, in your opinion, which newborn and stillbirth data should be routinely reported through Routine Health Information Systems (RHIS) and which should come from other sources (e.g., special surveys, special studies, health facility assessments, etc.?)	Describe
FOC_113.1.7	Can you describe the plans for when and how routine registers and tools for newborn and stillbirth data in your setting will next be updated?	Describe
FOC_113.1.8	Were you invited to contribute to the revision of routine registers and tools for newborn and stillbirth data when they were last updated?	<ol style="list-style-type: none"> 1. Yes 2. No → Go to FOC_113.2.1
FOC_113.1.9	Describe how you contributed to the previous revision of routine registers and tools for newborn and stillbirth data	Describe
FOC_113.2.1	Have you ever heard of health or routine data professionals intentionally manipulating or falsifying newborn and stillbirth data?	<ol style="list-style-type: none"> 1. Yes 2. No → Go to FOC_113.3.1

FOC_113.2.2	How often do you think this might happen?	<ol style="list-style-type: none"> 1. Not often 2. Often 3. Very often
FOC_113.2.3	Can you describe what system and individual incentives might lead to intentional manipulation or falsification of newborn or stillbirth data?	
FOC_113.3.1	In your experience was there any effect of the COVID-19 pandemic on RHIS for newborn and stillbirth data?	<ol style="list-style-type: none"> 1. No effect → Go to FOC_113.3.3 2. Some effect 3. Major effect
FOC_113.3.2	What was the effect of the COVID-19 pandemic on newborn and stillbirth RHIS data?	Describe
FOC_113.3.3	Can you describe how you solved any potential or actual COVID-19 challenges to newborn and stillbirth RHIS data?	Describe
FOC_113.4.1	Any other relevant information to share/ field notes for this EN-MINI-PRISM Tool 5 data collection episode?	Describe
FOC_114	Survey end time (Use the 24-hour clock system, e.g., 14:30)	<input type="text"/> <input type="text"/> <input type="text"/> <input type="text"/>

Every Newborn-Measurement Improvement for
Newborn & Stillbirth Indicators EN-MINI-PRISM
Tools for Routine Health Information Systems

Organizational/Behavioral Assessment
EN-MINI-PRISM Tool 6



February 2023 Version 2.0



Organizational/Behavioral Assessment EN-MINI-PRISM Tool 6

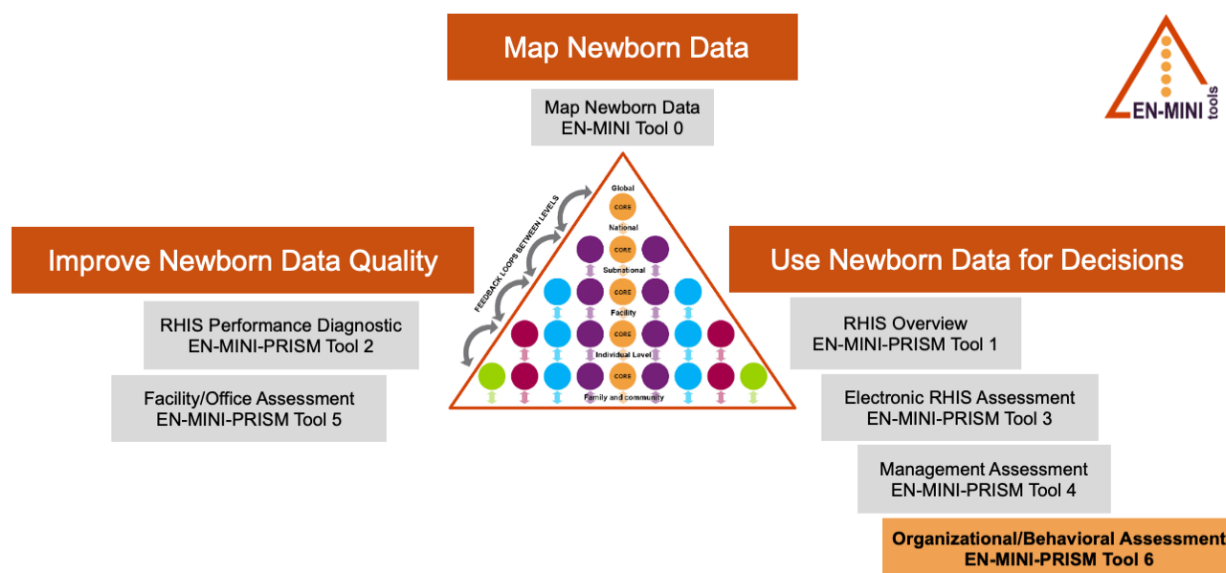
Introduction

The EN-MINI-PRISM Tool 6 identifies behavioral and organizational determinants, such as motivation, RHIS self-efficacy, task competence, problem-solving skills, and the organizational environment promoting a culture of information.

The relationship of EN-MINI-PRISM Tool 6 to the whole set of EN-MINI tools is shown in Figure 8.

An individual tool version of EN-MINI-PRISM Tool 6 is available [as a separate document here \(https://www.data4impactproject.org/publications/en-mini-tool-6/\)](https://www.data4impactproject.org/publications/en-mini-tool-6/).

Figure 8. EN-MINI Tools



Adapted from: Day LT, Moran AC, Jackson D, et al. (2019). Survive and Thrive: Transforming care for every small and sick newborn. Chapter 5, Figure 5.1. Geneva, Switzerland.

Data Requirements, Collection, and Management and Analysis

Data Entry Platform

Some responses to the EN-MINI-PRISM Tool 6 questions need to be entered from the paper response sheet directly onto the EN-MINI-PRISM Tool 6 SurveyCTO form. Other responses require scoring by the data collection team using the Tool 6 Scoring Guide which is located with [Tool 6 on the EN-MINI website](#). The score is then entered into the EN-MINI-PRISM Tool 6 SurveyCTO form. This is detailed in the table below:

EN-MINI-PRISM Tool 6 Section	Data Collection Method	Is scoring needed?	What to enter in the EN-MINI-PRISM Tool 6 SurveyCTO form
Part 1, Section 1.1 Respondent Background	Pen & paper	No	Enter response
Part 1, Section 1.2 Promotion of information culture	Pen & paper	No	Enter response
Part 1, Section 1.3 RHIS knowledge	Pen & paper	Score using this guide	Enter score
Part 1, Section 1.4 Case study on data quality	Pen & paper	Score using this guide	Enter score
Part 1, Section 1.5 Self-perception of competency to perform RHIS tasks	Pen & paper	No	Enter response
Part 2, Section 2.1 Competency to perform RHIS tasks	Pen & paper	Score using this guide	Enter score
Part 3, Section 3.1	Pen & paper	Score using this guide	Enter score
Part 4, Section 4.1	Pen & paper	Score using this guide	Enter score
Part 5, Section 5.1	Pen & paper	Score using this guide	Enter score

Purpose

1. Assess whether the organizational mechanisms are in place for producing the desired results in RHIS performance.
2. Explore the extent to which a culture of information exists in the organization.
3. Identify the commitment and support of upper management for enhancing an information system.
4. Quantify the health staff's motivation, knowledge, and skills to perform RHIS tasks.

Summary of Information Collected Using the OBAT

Promotion of an information culture

- Emphasis on data quality
- Use of RHIS information (for planning, day-to-day operations, and monitoring)
- Problem solving and feedback
- Sense of responsibility
- Empowerment/accountability

Individual skills and behaviors

- Perception of self-competency to perform RHIS tasks
- Knowledge of the RHIS (including rationale for data collection and how to perform data quality checks)
- Skills to perform RHIS tasks (such as identification and problem solving, visually presenting data, calculating rates and percentages, data interpretation, and evidence-based decision making)
- Motivation

Data Collection Methods

Paper and pencil-based self-assessment to be completed by:

- Health facility in charge (management) and district/regional/central office managers
- District/regional/provincial/central RHIS/monitoring and evaluation (M&E) unit leads
- Health facility data management staff and district/regional/provincial/central office data managers or those responsible for the compilation, analysis, and reporting of data
- District/regional /provincial/central health program supervisors or focal persons

The OBAT has the following parts:

- A survey relevant for staff and management at all levels (Part 1)
- Three cadre-specific competency surveys (Parts 2–4); district and higher-level staff should only fill out Part 2, health facility in charge should only fill out Part 3, and health facility data management staff should only fill out Part 4

EN-MINI-PRISM Tools adaptation:

- Health workers to be included in sample for (Part 1) and (Part 3)

Organizational and Behavioral Assessment EN-MINI-PRISM Tool 6: Data Collection

Survey facilitator		
OBAT_101	Survey date	
OBAT_102	Facilitator name	
OBAT_103	Facilitator code <i>Enter your 2-character identifier.</i>	<input type="text"/> <input type="text"/>
OBAT_104	Type of facility/office <i>(Country-specific: adapt to the local country context and health system structure)</i>	1. National referral hospital 2. District/provincial hospital 3. Health center 4. Health clinic 5. Health post 6. District health office 7. Regional/provincial health office 8. Central MOH

Unit identification [Valid for facility types 6–8]		
OBAT_104.1h	Country <i>Enter the 2-digit alphanumeric code that identifies</i>	
OBAT_105h	Central/region/state/province <i>Enter the alphanumeric code that identifies this level.</i>	<input type="text"/> <input type="text"/>
OBAT_106h	District <i>Enter the alphanumeric code that identifies this district.</i> [Valid when type of facility/office is 6]	<input type="text"/> <input type="text"/>
OBAT_108h	Unit name	
OBAT_109h	Location of the unit <i>Write the name of the town/city/village</i>	
OBAT_110h	Office(s) visited <i>Note: It could be one or more offices from which information is collected. Please list them here.</i>	<hr/> <hr/> <hr/>

Facility identification [Valid for facility types 1–5]		
OBAT_104.1f	Country <i>Enter the 2-digit alphanumeric code that identifies</i>	<input type="text"/> <input type="text"/>
OBAT_105f	Region/state/province <i>Enter the 2-digit alphanumeric code that identifies this level.</i>	<input type="text"/> <input type="text"/>
OBAT_106f	District <i>Enter the 2-digit alphanumeric code that identifies this district.</i>	<input type="text"/> <input type="text"/>
OBAT_107f	Health facility number <i>Enter a 10-digit unit number. Include leading zeros.</i>	<input type="text"/> <input type="text"/> <input type="text"/> <input type="text"/> <input type="text"/> <input type="text"/> <input type="text"/> <input type="text"/> <input type="text"/> <input type="text"/> <input type="text"/>
OBAT_108f	Health facility name	
OBAT_109f	Location of the unit <i>Write the name of the town/city/village</i>	
OBAT_110f	Urban/rural	1. Urban 2. Rural
OBAT_111f	Managing authority	1. Government/public 2. NGO/not-for-profit 3. Private-for-profit 4. Mission/faith-based/CBO 96. Other (specify) _____

Part 1. For Staff and Management at All Levels: Health Facility/District/Regional/Central Offices

Introduction

This survey is part of [IMPLEMENTING AGENCY OR PROGRAM/PROJECT]'s *assessment* to improve routine health information systems (RHIS) in [COUNTRY]. The objective of this survey is to identify strengths and weaknesses in the RHIS with a view to developing interventions for system strengthening.

As you fill out the following survey, please express your opinions honestly. Your responses will remain confidential and will not be shared with anyone, except in aggregate and anonymous formats. Please let us know if you have any questions or require clarification about any section of the survey. We appreciate your assistance and cooperation in completing this study. Thank you.

OBAT_112.1	Signed the consent form	1. Yes	2. No → End survey
OBAT_112	Survey start time (Use the 24-hour clock system, e.g., 14:30)	<input type="text"/> : <input type="text"/>	

Section 1.1: Respondent background

DD1	Current job title (SELECT ANSWER) <i>(Country-specific: adapt to the local country context and health system structure)</i>	1. National/regional/provincial director general 2. Provincial Routine Health Information Systems (RHIS) focal person 3. District health office manager 4. District RHIS focal person 5. Facility in charge (management) 6. Facility data management staff 7. Clinical ward in charge/Health worker (specify designation) _____ 96. Other (specify) _____
DD2	Sex/Gender	1. Male 2. Female 96. Other
Added Explanation	Please document the response given and should be highest level of completed education	
DD3a	Highest level of education achieved (SELECT ONE ANSWER)	1. None 2. Primary/Elementary 3. Secondary/High School 4. Post-secondary or higher

DD3b	<p>If you received formal medical training, specify what type</p> <p>(SELECT ALL THAT APPLY)</p>	<p>1. Physician 2. Nurse/Midwife 3. Pharmacist 4. Epidemiologist 5. Laboratory 6. Technician 96. Other (specify) _____</p>
DD4a	<p>Number of years of employment in health sector (not just in current role)</p>	<p><input type="text"/> <input type="text"/></p>
DD4b	<p>Number of years working with health data or RHIS (not just in current role)</p> <p><i>(Working with health data or RHIS includes using data as a health worker, or in any other role.)</i></p>	<p><input type="text"/> <input type="text"/></p>
DD5a	<p>Have you ever received formal RHIS training?</p> <p><i>(This could include: Health statistics, RHIS data management/collection/transmission/storage/quality assurance, data analysis and use, gender or gender M&E, ICT or data management/analysis applications, DHIS-2 or other digital system)</i></p>	<p>1. Yes 2. No → Go to DD5d</p>
DD5b	<p>If yes, what type of formal RHIS training have you received in the past?</p> <p>(SELECT ALL THAT APPLY)</p>	<p>1. Health statistics 2. RHIS data management (data collection, transmission, storage, and/or data quality assurance) 3. Data analysis and use 4. Gender or gender M&E 5. ICT or data management/analysis applications 6. DHIS-2 or other digital data collection system 96. Other (specify) _____</p>
DD5c	<p>Did you receive training in RHIS-related activities in the past year?</p>	<p>1. Yes 2. No</p>
DD5d	<p>What are the perceived barriers to you receiving RHIS-related training? (Check all that apply)</p> <p>1. Training not available, 2. Unable to release staff for training 3. Lack of funding, 96. Other, specify 99. 100. None of the above or N/A</p>	

Section 1.2: Promotion of information culture

[Paper tool] Added Explanation for EN-MINI-PRISM Tools Adaptation:

This task can be achieved by self-assessment (ideal), or by the data collector completing tool as a survey-based interview.

PROMPT: Please remind the participant all their answers are confidential and will be anonymized. Their honest reply is important to inform and improve functioning of Routine Health Information Systems (RHIS), please do not feel embarrassed.

We would like to know your opinion (how strongly you agree or disagree) regarding certain aspects of the RHIS in (COUNTRY). There is no right or wrong answer, only an expression of your opinion based on a scale.

The scale assesses the intensity of your belief and ranges from “strongly disagree” (score of 1) to “strongly agree” (score of 5).

This information will remain confidential and will not be shared with anyone, except presented as an aggregated data report. Please be frank and choose your answers honestly.

Strongly disagree	Disagree	Neither Disagree nor Agree	Agree	Strongly Agree
1	2	3	4	5

For each of the following questions, please focus on newborn and maternal health service and data

To what extent, do you agree with the following statements, on a scale of 1–5?

“Unable to answer” should only be ticked under the exceptional circumstance that the question is not relevant in any way to the respondent’s knowledge. We would anticipate most respondents can provide a reply so please provide a prompt.

Number	In the health department, decisions are based on:	Strongly disagree	Disagree	Neither disagree nor agree	Agree	Strongly agree	Unable to answer
D1	Personal preference of decision makers	1	2	3	4	5	Unable to answer
D2	Superiors' directives	1	2	3	4	5	Unable to answer
D3	Evidence/facts/data	1	2	3	4	5	Unable to answer
D4	History (e.g., what was done last year)	1	2	3	4	5	Unable to answer
D5	Funding directives from higher levels	1	2	3	4	5	Unable to answer
D6	Political considerations	1	2	3	4	5	Unable to answer
D7	Official health sector strategic objectives	1	2	3	4	5	Unable to answer

D8	Locally identified health needs of the population	1	2	3	4	5	Unable to answer
D9	The relative cost of interventions	1	2	3	4	5	Unable to answer
D10	Participatory decision making, by obtaining input from relevant staff	1	2	3	4	5	Unable to answer

[Paper tool] Added Explanation for EN-MINI-PRISM Tools Adaptation:

For each of the following questions, please focus on newborn and maternal health service and data

To what extent, do you agree with the following statements, on a scale of 1–5?

“Unable to answer” should only be ticked under the exceptional circumstance that the question is not relevant in any way to the respondent’s knowledge. We would anticipate most respondents can provide a reply so please provide a prompt.

Number	In the health department, supervisors (managers or higher-level supervisors):	Strongly disagree	Disagree	Neither disagree nor agree	Agree	Strongly agree	Unable to answer
S1	Seek input from relevant staff	1	2	3	4	5	Unable to answer
S2	Emphasize that data quality procedures be followed in the compilation and submission of periodic reports (e.g., monthly reports)	1	2	3	4	5	Unable to answer
S3	Promote multidirectional feedback mechanisms to share/present information within the team, and to lower and upper levels of the health system	1	2	3	4	5	Unable to answer
S4	Use RHIS data for service performance monitoring and target setting	1	2	3	4	5	Unable to answer
S5	Emphasize the need to use RHIS data to identify potential gender-related disparities in service delivery or use	1	2	3	4	5	Unable to answer
S6	Conduct routine data quality checks at points where data are captured, processed, or aggregated	1	2	3	4	5	Unable to answer

S7	Ensure that regular meetings are held where data and information are discussed, performance reports are presented and reviewed, decisions are made, follow-up actions are identified, and their implementation is monitored	1	2	3	4	5	Unable to answer
S8	Provide regular feedback on reported data quality (e.g., accuracy of data compilation/reporting) to the staff responsible for compiling and reporting the data	1	2	3	4	5	Unable to answer
S9	Recognize or reward staff for good work performance	1	2	3	4	5	Unable to answer

[Paper tool] Added Explanation for EN-MINI-PRISM Tools Adaptation:

For each of the following questions, please focus on newborn and maternal health service and data

To what extent, do you agree with the following statements, on a scale of 1–5?

“Unable to answer” should only be ticked under the exceptional circumstance that the question is not relevant in any way to the respondent’s knowledge. We would anticipate most respondents can provide a reply so please provide a prompt.

Number	In the health department, staff:	Strongly disagree	Disagree	Neither disagree nor agree	Agree	Strongly agree	Unable to answer
P1	Complete RHIS tasks (reporting, processing/aggregation, and/or analysis) in a timely manner (i.e., meet appropriate deadlines)	1	2	3	4	5	Unable to answer
P2	Display commitment to the RHIS mission (i.e., to generate and use good-quality—accurate, complete, and timely—data for evidence-based decision making)	1	2	3	4	5	Unable to answer
P3	Pursue national targets and set feasible local targets for essential service performance	1	2	3	4	5	Unable to answer

P4	Feel “personal responsibility” for failing to reach performance targets	1	2	3	4	5	Unable to answer
P5	Use RHIS data for day-to-day management of the facility and district (e.g., service delivery, financial, commodities, and human resource management)	1	2	3	4	5	Unable to answer
P6	Use RHIS data to solve common problems in service delivery	1	2	3	4	5	Unable to answer
P7	Use sex-disaggregated or gender-sensitive RHIS data to identify and/or solve gender-related problems in service delivery	1	2	3	4	5	Unable to answer
P8	Prepare data visuals (graphs, tables, maps, etc.) showing progress toward targets (indicators, geographic and/or temporal trends, or situation data)	1	2	3	4	5	Unable to answer
P9	Can evaluate whether a Maternal Neonatal Health intervention achieved the target(s) or goal(s)	1	2	3	4	5	Unable to answer
P10	Are able to make decisions appropriate to their job descriptions in response to the findings of data analysis (e.g., changes in service delivery or management practices)	1	2	3	4	5	Unable to answer
P11	Are held accountable for poor performance (e.g., failure to meet reporting deadlines)	1	2	3	4	5	Unable to answer
P12	Admit mistakes if/when they occur and take corrective action	1	2	3	4	5	Unable to answer

[Paper tool] Added Explanation for EN-MINI-PRISM Tools Adaptation:

For each of the following questions, please focus on newborn and maternal health service and data

To what extent, do you agree with the following statements, on a scale of 1–5?

“Unable to answer” should only be ticked under the exceptional circumstance that the question is not relevant in any way to the respondent’s knowledge. We would anticipate that most respondents can provide a reply so please provide a prompt.

Number	Personal feelings:	Strongly disagree	Disagree	Neither disagree nor agree	Agree	Strongly agree	Unable to answer
BC1	I feel discouraged when the data that I collect/record are not used for taking action (either for monitoring or decision making)	1	2	3	4	5	Unable to answer
BC2	I find collecting/recording data to be tedious (i.e., repetitive or duplicative)	1	2	3	4	5	Unable to answer
BC3	I find that the data that I collect burdens my workload, making it difficult for me to complete my other duties	1	2	3	4	5	Unable to answer
BC4	Collecting data is meaningful/useful for me	1	2	3	4	5	Unable to answer
BC5	I feel that the data I collect are important for monitoring the performance of the health services provided at my facility/unit	1	2	3	4	5	Unable to answer
BC6	My work of collecting data is appreciated and valued by supervisors	1	2	3	4	5	Unable to answer
BC7	I feel that data collection/recording is not the responsibility of healthcare providers	1	2	3	4	5	Unable to answer

Section 1.3: RHIS Knowledge

[Paper tool] Added Explanation for EN-MINI-PRISM Tools Adaptation:

This task can be achieved by self-assessment (ideal), or by the data collector completing paper tool as a survey-based interview.

PROMPT: Please remind the participant all their answers are confidential and will be anonymized. Their honest reply is important to inform and improve functioning of Routine Health Information Systems (RHIS), please do not feel embarrassed.

The answers are scored later using the **EN-MINI-PRISM_Tool_6_Scoring guide**

[SurveyCTO] Collect data on paper then enter the scores on SurveyCTO after marking using the **EN-MINI-PRISM_Tool_6_Scoring guide**.

Describe at least three reasons for collecting or using the following types of data a monthly basis:

(PROMPT: Ask “Can you tell me a reason..... can you think of another reason.....” but do not give specific examples)

U1A	Newborn diseases/conditions/diagnoses
	1.
	2.
	3.
U1B	Newborn immunization
	1.
	2.
	3.
U1C	Maternal age
	1.
	2.
	3.
U1D	Sex/gender of newborn
	1.
	2.
	3.
U1E	Geographical data or residence of families
	1.
	2.
	3.
U1F	Why are population data needed (e.g., information on the number of babies born in the catchment area, disaggregated by relevant characteristics, such as sex/gender)?
	1.

	2.
	3.
U2	Describe at least three aspects of data quality:
	1.
	2.
	3.
U3	Describe at least three ways of ensuring data quality, as relevant to your job classification/responsibilities:
	1.
	2.
	3.

Section 1.4: Case study on data quality

[Paper tool] Added Explanation for EN-MINI-PRISM Tools Adaptation:

This task can be achieved by self-assessment (ideal), or by the data collector completing tool as a survey-based interview.

PROMPT: Please remind the participant all their answers are confidential and will be anonymized. Their honest reply is important to inform and improve functioning of Routine Health Information Systems (RHIS), please do not feel embarrassed.

[SurveyCTO] Collect data on paper then enter the scores on SurveyCTO after marking using the **EN-MINI-PRISM_Tool_6_Scoring guide**

EN-MINI-PRISM adapted case study:

Dr. Akram, District Health Executive Officer, read a recent report prepared by the HIS Officer after a supervision visit made to five out of eight health facilities in the district. The supervisor cross-checked the reported data with the recorded data from the source document. The supervision report showed that the average data accuracy for the indicator—neonatal mortality rate—was only 40% and Dr. Akram felt very disturbed by it. “I need to take action,” he said aloud. He set up a meeting with the entire district health team to identify the reasons for the discrepancy and think about next steps to improve data quality. After some discussion with his team about the potential reasons for the low percentage of data accuracy, the district team started preparing an action plan for all health facilities in the district.

PSa	<p>Describe how Dr. Akram and his team defined the data quality problem in this scenario: (Probes: What data quality problem did the that HIS Officer find and report to Dr. Akram? Why were they disturbed?)</p> <hr/> <hr/> <hr/> <hr/> <hr/> <hr/>
PSb	<p>List potential reasons for the data quality problem encountered:</p> <p>1.</p> <hr/> <p>2.</p> <hr/> <p>3.</p> <hr/> <p>4.</p> <hr/>
PSc	<p>Describe what major activities/actions Dr. Akram and his team may have included in the district action plan to improve data quality:</p> <p>1.</p> <hr/> <p>2.</p> <hr/> <p>3.</p> <hr/> <p>4.</p> <hr/> <p>5.</p> <hr/>

Section 1.5: Self-perception of competency to perform RHIS tasks

This part of the questionnaire is about how you perceive your competence in performing tasks related to health information systems. A high perception of competence suggests that the person can perform the task, while a low perception of competence could indicate a need for improvement or training. We are interested in knowing how competent *you* feel in performing RHIS-related tasks. Please be frank and rate your competence honestly.

Please rate your competence in accomplishing various RHIS activities on a scale from 0–10, where 0 is “no competence” and 10 is “very strong competence”.

[Paper tool] Added Explanation for EN-MINI-PRISM Tools Adaptation:

This task can be achieved by self-assessment (ideal), or by the data collector completing tool as a survey-based interview.

PROMPT: Please remind the participant all their answers are confidential and will be anonymized. Their honest reply is important to inform and improve functioning of Routine Health Information Systems (RHIS), please do not feel embarrassed.

Key terms (e.g., accuracy) are defined in the PRISM glossary.

Rate your competence in accomplishing the following RHIS activities/tasks on a scale from 0 to 10:

SE1	I can check data accuracy	0	1	2	3	4	5	6	7	8	9	10
SE2	I can calculate percentages/rates correctly	0	1	2	3	4	5	6	7	8	9	10
SE3	I can plot a trend on a chart	0	1	2	3	4	5	6	7	8	9	10
SE4	I can explain the implication of the results of data analysis	0	1	2	3	4	5	6	7	8	9	10
SE5	I can use data for identifying service performance gaps and setting performance targets	0	1	2	3	4	5	6	7	8	9	10
SE6	I can use data for making operational/management decisions (e.g., for service delivery, budget allocation, distribution of roles and responsibilities, staff assignment, and logistics distribution)	0	1	2	3	4	5	6	7	8	9	10
SE7	I need/appreciate further training on these competencies	0	1	2	3	4	5	6	7	8	9	10
SE8	I can use data for (Other) _____ (PLEASE LIST ANY FURTHER USES GIVEN FOR DATA)											

USER PERSPECTIVE OF RHIS (data improvement, barriers enablers, COVID-19, etc.)		
OBAT_112.1.1	Do you feel that any improvement is needed for RHIS for newborn and stillbirth data, based on your experience?	1. No improvement needed → Go to OBAT_112.1.4 2. Some improvement needed 3. Major improvement needed
OBAT_112.1.2	Please describe any improvements you would like to see.	Describe
OBAT_112.1.3	What do you suggest specifically to improve newborn and stillbirth data quality and use?	Describe
OBAT_112.1.4	What are the barriers and enablers to improving newborn and stillbirth data quality and use based on your experience?	Describe
OBAT_112.1.5	In your role, which newborns and stillbirth data do you need for decision making?	Describe
OBAT_112.1.6	To enable use of data for decision making, in your opinion, which newborn and stillbirth data should be routinely reported through Routine Health Information Systems (RHIS) and which should come from other sources (e.g., special surveys, special studies, health facility assessments, etc.?)	Describe
OBAT_112.1.7	Can you describe the plans for when and how routine registers and tools for newborn and stillbirth data in your setting will next be updated?	Describe
OBAT_112.1.8	Were you invited to contribute to the revision of routine registers and tools for newborn and stillbirth data when they were last updated?	1. Yes 2. No → Go to OBAT_112.2.1
OBAT_112.1.9	Describe how you contributed to the previous revision of routine registers and tools for newborn and stillbirth data	Describe
OBAT_112.2.1	Have you ever heard of health or routine data professionals intentionally manipulating or falsifying newborn and stillbirth data?	1. Yes 2. No → Go to OBAT_112.3.1
OBAT112.2.2	How often do you think this might happen?	1. Not often 2. Often 3. Very often
OBAT_112.2.3	Can you describe what system and individual incentives might lead to intentional manipulation or falsification of newborn or stillbirth data?	
OBAT_112.3.1	In your experience was there any effect of the COVID-19 pandemic on RHIS for newborn and stillbirth data?	1. No effect → Go to OBAT_112.3.3 2. Some effect 3. Major effect

OBAT_112.3.2	What was the effect of the COVID-19 pandemic on newborn and stillbirth RHIS data?	Describe
OBAT_112.3.3	Can you describe how you solved any potential or actual COVID-19 challenges to newborn and stillbirth RHIS data?	Describe
OBAT_112.4.1	Any other relevant information to share/ field notes for this EN-MINI-PRISM Tool 6 Part 1 data collection episode?	Describe

Part 2. For Data and Management Staff at District/Regional/Central Office Levels

Section 2.1: Competency to perform RHIS tasks

This survey is designed for the district or regional RHIS manager or staff responsible for the analysis and interpretation of aggregate district/regional data.

We would like you to solve the following problems in compiling data, calculating percentages, plotting data, and interpreting information.

You may use a calculator; one can be provided for you.

[Paper tools] Added Explanation for EN-MINI-PRISM Tools Adaptation:

This task can be achieved by self-assessment (ideal), or by the data collector completing tool as a survey-based interview.

PROMPT: Please remind the participant all their answers are confidential and will be anonymized. Their honest reply is important to inform and improve functioning of Routine Health Information Systems (RHIS), please do not feel embarrassed.

[SurveyCTO]

Collect data on paper then enter the scores on SurveyCTO after marking using the **EN-MINI-PRISM_Tool_6_Scoring guide**.

CD1	<p>The estimated number of pregnant women in the district catchment area for the current period is 760. The health facilities in your district have registered 456 pregnant mothers for antenatal care—first visit (ANC1). Calculate the percentage of pregnant mothers in the district attending ANC in the current period.</p> <p>PROMPT: give the participant a pen and paper or allow them to use calculator/ mobile phone. Ensure they have enough time to calculate.</p> <p>_____</p>
-----	--

CD2_n

EN-MINI-PRISM adapted case study:
 The table below shows the monthly birthweight results for Coast District. In this district, government facilities provide maternal and newborn health services. During a recent review of the data, it was discovered that a significant number of adolescents were having low birthweight babies. In response to these data, clinics in Coast District regularly review birthweight data to inform decisions related to increasing the uptake of maternal and newborn services.

Table 1. Birthweight monthly summary, December 2009

		Facility # 1		Facility # 2		Facility # 3		Facility # 4	
		Age of client (in years)							
Birthweight Indicators		<20	20+	<20	20+	<20	20+	<20	20+
HCT 1	Number of facility births	341	401	61	226	501	623	108	151
HCT 2	Number of newborns weighed	339	399	53	220	494	600	108	151
HCT 4	Number of newborns with recorded birthweight	338	399	40	214	431	487	107	151
HCT 5	Number of low birthweight newborns	30	41	9	63	96	141	17	19
HCT 7	Number of clients referred for follow up	30	41	4	41	84	98	4	8

CD2a_n

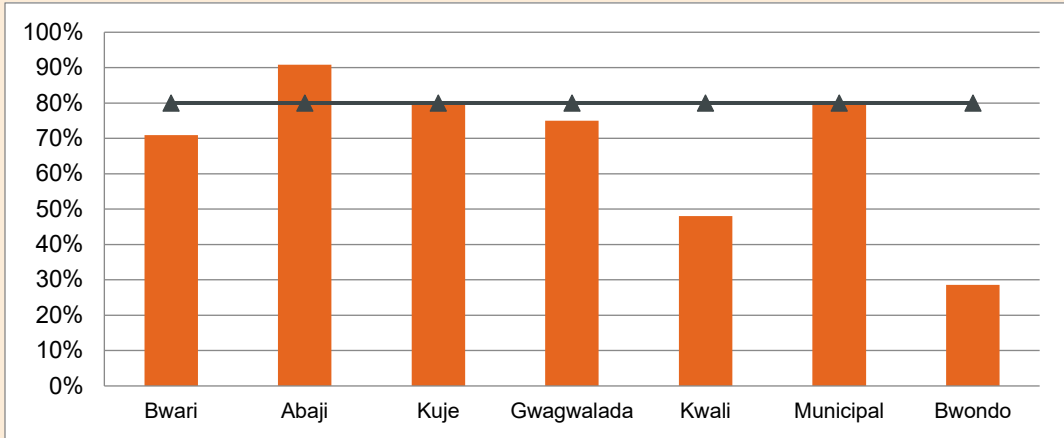
Develop a bar chart depicting the distribution across the maternal ages, of newborns with a low birthweight at the four facilities in Coast District.

CD2b_n

EN-MINI-PRISM adapted case study:

The proportion of infants exclusively breastfeeding at 6 months is estimated at 5%. The government's National Childhood Nutrition Plan (2015-2020) set revised targets to improve breastfeeding coverage. To meet this goal, the National Childhood Nutrition Program began focusing on early initiation of breastfeeding. The target was set at 80% for the end of 2020.

Figure 1. Facility based early initiation of breastfeeding in the period of January to December 2021 by a local government agency, as compared to the national target



Interpret the graph above:

CD2c1_n

Among the districts shown in the above graph, which attained the target coverage rate (80%) by the end of 2021?

CD2c2_n

What guidance could you provide to districts and programs based on these data?

CD2d_n	Provide at least one use of the above chart findings at the:
CD2d1_n	Facility level
	1.
	2.
	3.
CD2d2_n	Community level
	1.
	2.
	3.
CD2d3_n	District level
	1.
	2.
	3.
CD3_n	<p>EN-MINI-PRISM adapted case study:</p> <p>A survey in the facility catchment area found 80 newborns had died in the first 28 days of life. The total number of live births was 2,000. What is the neonatal mortality rate?</p> <p>_____</p>
CD4_n	<p>EN-MINI-PRISM adapted question:</p> <p>If the neonatal mortality rate was 2%, and the total number of live births was 10,000, calculate the number of newborns who died.</p> <p>_____</p>

Part 3. For Management In Charge of Health Facility or Ward/Health workers

Section 3.1: Competency to perform RHIS tasks

This survey is designed for a facility in charge or staff responsible for the analysis and interpretation of health facility data.

We would like you to solve these problems in compiling data, calculating percentages, plotting data, and interpreting information.

[Paper tools] Added Explanation for EN-MINI-PRISM Tools Adaptation:

Please also include health workers in sample frame for this section ORGANIZATIONAL AND BEHAVIORAL ASSESSMENT TOOL (OBAT), Part 3.

This task can be achieved by self-assessment (ideal), or by the data collector completing tool as a survey-based interview.

PROMPT: Please remind the participant all their answers are confidential and will be anonymized. Their honest reply is important to inform and improve functioning of Routine Health Information Systems (RHIS), please do not feel embarrassed.

[SurveyCTO]

Collect data on paper then enter the scores on SurveyCTO after marking using the **EN-MINI-PRISM Tool 6 Scoring guide**

CF1_n

EN-MINI-PRISM adapted case study:

The national policy is for all stable low birth weight newborns less than 2500g [or <2000g – select as appropriate] to receive Kangaroo mother care (KMC). The estimated number of stable low birth weight newborns in the catchment area for the current period is 120. The Kangaroo mother care (KMC) ward in your facility has 40 admitted mother baby pairs. Calculate the KMC coverage – the percentage of newborns receiving KMC among those eligible (target group) in the facility catchment area.

CF2_n

EN-MINI-PRISM adapted case study:

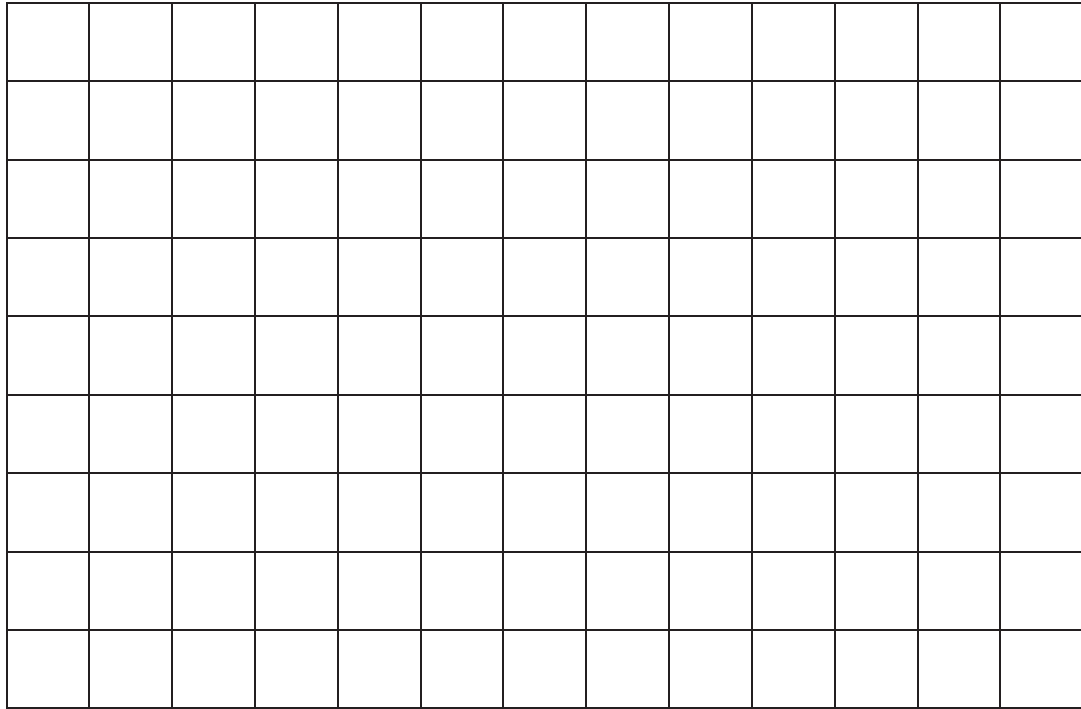
The table below shows the number of stable newborns with birthweight <2000g born in Bwari Health Centre during 2021, as well as the number of mother baby pairs receiving KMC.

Table 1. Stable newborns with birthweight <2000g at Bwari Health Centre and who received KMC

Indicator	Jan	Feb	Mar	Apr	May	Jun	Jul	Aug	Sep	Oct	Nov	Dec
# stable newborns <2000g	156	162	158	151	168	148	129	138	145	171	164	152
# mother baby pairs who received KMC	60	72	78	70	74	70	62	72	78	77	68	71

CF2a_n

Develop a line graph depicting the trend over one year of KMC coverage among eligible babies born at Bwari Health Center.



CF2b_n

EN-MINI-PRISM adapted case study:

Kateria City Hospital, January–March, 2021

Figure: Neonatal mortality rates per 1000 live births, by birthweight categories, Kateria City Hospital, January–March, 2021

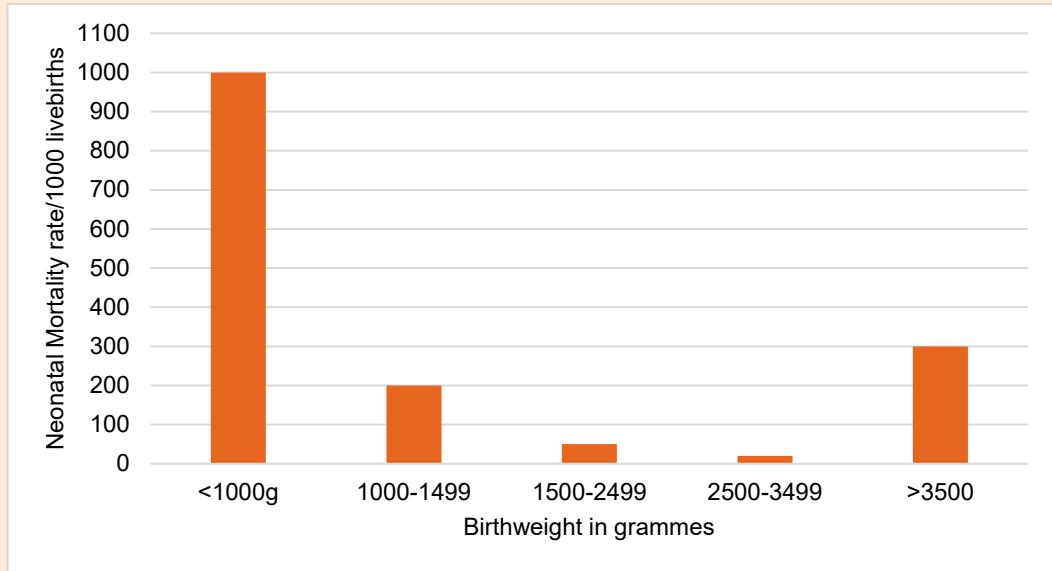


Table: Number of neonatal live births and neonatal deaths by birthweight categories, Kateria City Hospital, January–March, 2021

What do the data above tell you about the neonatal deaths among different birth weight

Birthweight	Live births	Deaths
<1000g	1	1
1000-1499	5	1
1500-2499	140	7
2500-3499	200	4
>3500	10	3
Totals	356	16

groups in the Kateria City hospital?

CF2c1_n Calculate the neonatal mortality rate in Kateria City hospital during January to March 2021.

CF2c2_n For Kateria City hospital to lower their neonatal mortality rate, which birthweight category should they prioritize their focus on?

1. <1000g
2. 1000–1499g
3. 1500–2499g
4. 2500–3499g
5. >3500g

CF2d_n **Provide at least one use of the above graph findings at the:**

CF2d1_n Facility level

1.

2.

3.

CF2d2_n Community level

1.

2.

3.

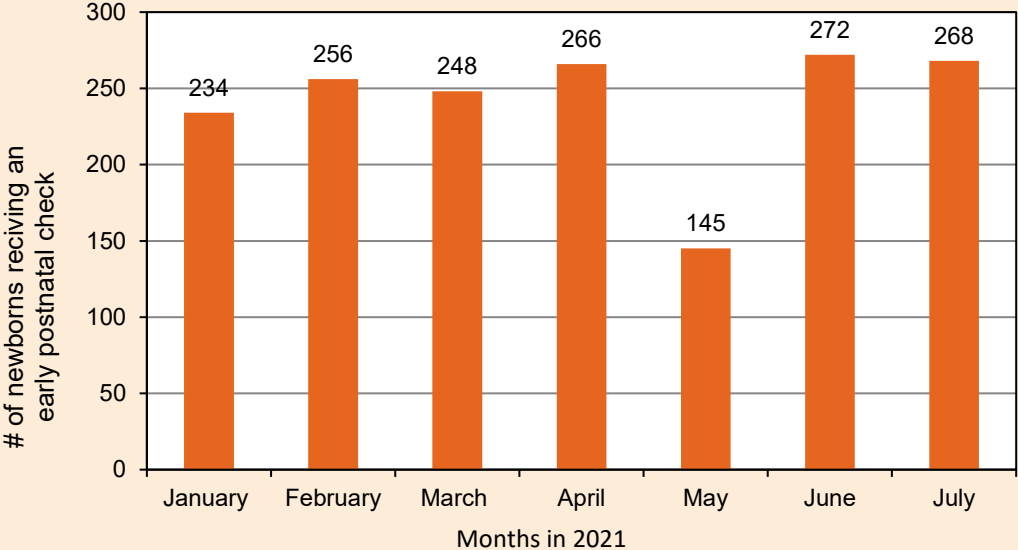
CF3_n **EN-MINI-PRISM adapted case study:**

A survey in the facility catchment area found 70 newborns had died in the first 28 days of life among whom 40 were female. The total number of live births in the catchment area was 1,000, and at birth 50% were female.

CF3a_n	What is the neonatal mortality rate among male babies?
CF3b_n	What is the neonatal mortality rate among female babies?
CF3c_n	What information do you get by disaggregating the data by sex? How does this information help you to plan and improve your service delivery?

Part 4. For Data Management Staff in the Health Facility

Section 4.1: Competency to perform RHIS tasks																																																																																	
<p>This survey is designed for data managers or staff responsible for preparing the monthly RHIS report in the health facility.</p> <p>We would like you to solve the following problems: compiling data, calculating percentages, plotting data, and interpreting information.</p>																																																																																	
<p>[Paper tools] Added Explanation for EN-MINI-PRISM Tools Adaptation:</p> <p>This task can be achieved by self-assessment (ideal) or by the data collector completing the tool as a survey-based interview.</p> <p>PROMPT: Please remind the participant all their answers are confidential and will be anonymized. Their honest reply is important to inform and improve the functioning of Routine Health Information Systems (RHIS); please do not feel embarrassed.</p> <p>[SurveyCTO]</p> <p>Collect data on paper then enter the scores on SurveyCTO after marking using the EN-MINI-PRISM_Tool_6_Scoring guide</p>																																																																																	
CS2_n	<p>EN-MINI-PRISM adapted case study:</p> <p>The coverage of Kangaroo mother care (KMC) was found to be 60%, 50%, 30%, 40%, and 40% for the years 2015, 2016, 2017, 2018, and 2019, respectively.</p>																																																																																
CS2a_n	<table border="1" style="width: 100%; height: 150px;"> <tbody> <tr><td> </td><td> </td><td> </td><td> </td><td> </td><td> </td><td> </td><td> </td><td> </td><td> </td></tr> <tr><td> </td><td> </td><td> </td><td> </td><td> </td><td> </td><td> </td><td> </td><td> </td><td> </td></tr> <tr><td> </td><td> </td><td> </td><td> </td><td> </td><td> </td><td> </td><td> </td><td> </td><td> </td></tr> <tr><td> </td><td> </td><td> </td><td> </td><td> </td><td> </td><td> </td><td> </td><td> </td><td> </td></tr> <tr><td> </td><td> </td><td> </td><td> </td><td> </td><td> </td><td> </td><td> </td><td> </td><td> </td></tr> <tr><td> </td><td> </td><td> </td><td> </td><td> </td><td> </td><td> </td><td> </td><td> </td><td> </td></tr> <tr><td> </td><td> </td><td> </td><td> </td><td> </td><td> </td><td> </td><td> </td><td> </td><td> </td></tr> <tr><td> </td><td> </td><td> </td><td> </td><td> </td><td> </td><td> </td><td> </td><td> </td><td> </td></tr> </tbody> </table> <p>Develop a trend graph (a line graph) depicting the coverage of KMC, by year</p>																																																																																

CS2b_n	<p>EN-MINI-PRISM Tools adapted case study: Figure 1. Number of newborns who received an early postnatal check in Edo Health District, January–July 2021</p>  <p>Interpret the graph above:</p> <hr/> <hr/> <hr/> <hr/> <hr/>
CS2c_n	<p>What aspects of the graph stand out? Is there a trend, or an irregularity? If yes or no, explain the reasons for your answer.</p>
CS2d_n	<p>Provide at least one use of the above graph findings at the:</p>
CS2d1_n	<p>Facility level</p> <p>1.</p> <p>2.</p> <p>3.</p>

CS2d2_n	Community level
	1.
	2.
	3.
CS3_n	A survey in the facility catchment area found 80 newborns had died in the first 28 days of life. The total number of live births was 2,000. What is the neonatal mortality rate? <hr/>
CS4_n	If the neonatal mortality rate was 2% and the total number of live births was 10,000, calculate the number of newborns who died. <hr/>

Part 5. Group Activity for all Health Facility Respondents

SECTION 5: EXTRA QUESTION-GROUP CASE STUDY ON DATA QUALITY

Section 5.1: Data quality group case study

[Paper tool] Added Explanation for EN-MINI-PRISM Tools Adaptation:

This group task can be achieved in the health facility after the completion of Tool 6 by individuals.

Please invite all participants who completed Tool 6 individually.

The data collector facilitates the discussion and take notes to capture the discussion of the participants.

PROMPT: Please remind the participant all their answers are confidential and will be anonymized. Their honest reply is important to inform and improve functioning of Routine Health Information Systems (RHIS), please do not feel embarrassed.

[SurveyCTO]

Collect data on paper then enter the scores on SurveyCTO after marking using the **EN-MINI-PRISM_Tool_6_Scoring guide - Enter the points from the discussion for the following two questions that were completed on paper into an extra question.**

Read to the group: You already answered this Newborn adapted case study as individuals, now we want you to discuss the same case study as a team working together – what would you do in your facility if you were faced with the same problem that Dr Akram?

Dr. Akram, District Health Executive Officer, read a recent report prepared by the HIS Officer after a supervision visit made to five out of eight health facilities in the district. The supervisor cross-checked the reported data with the recorded data from the source document. The supervision report showed that the average data accuracy for the indicator—neonatal mortality rate—was only 40% and Dr. Akram felt very disturbed by it. “I need to take action,” he said aloud.

He set up a meeting with the entire district health team to identify the reasons for the discrepancy and think about next steps to improve data quality.

He asked each health facility to meet to discuss the potential reasons for neonatal mortality rate low data accuracy, and an action plan to improve data quality.

Please have that discussion now as a health facility team—what would you do?


PSb – X1	List potential reasons for poor data quality in health facilities:	
	1.	
	2.	
	3.	
	4.	
PSc – X2	Describe what major activities/actions your team in the health facility may do to improve data quality:	
	1.	
	2.	
	3.	
	4.	
5.		
OBAT_113	Survey end time (Use the 24-hour clock system, e.g., 14:30)	<input type="text"/> <input type="text"/> : <input type="text"/> <input type="text"/>

Data for Impact

University of North Carolina at Chapel Hill
123 West Franklin Street, Suite 330
Chapel Hill, NC 27516 USA
Phone: 919-445-6949 | Fax: 919-445-9353

D4I@unc.edu

<http://www.data4impactproject.org>



This publication was produced with the support of the United States Agency for International Development (USAID) under the terms of the Data for Impact (D4I) associate award 7200AA18LA00008, which is implemented by the Carolina Population Center at the University of North Carolina at Chapel Hill, in partnership with Palladium International, LLC; ICF Macro, Inc.; John Snow, Inc.; and Tulane University. The views expressed in this publication do not necessarily reflect the views of USAID or the United States government.

Publication ID Number TL-23-102

